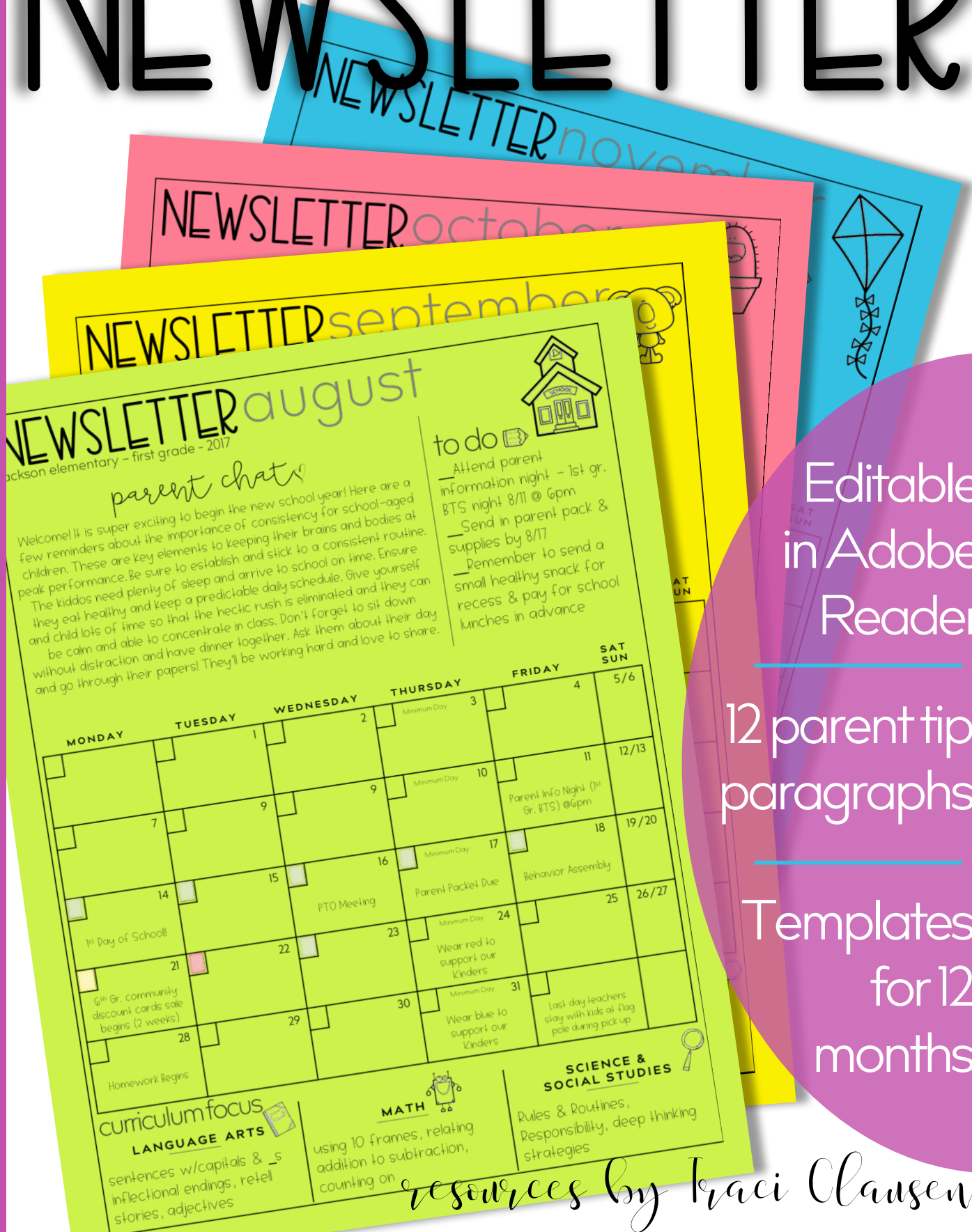


The Monthly **editable** NEWSLETTER



Editable in Adobe Reader

12 parent tip paragraphs

Templates for 12 months

resources by Traci Clausen

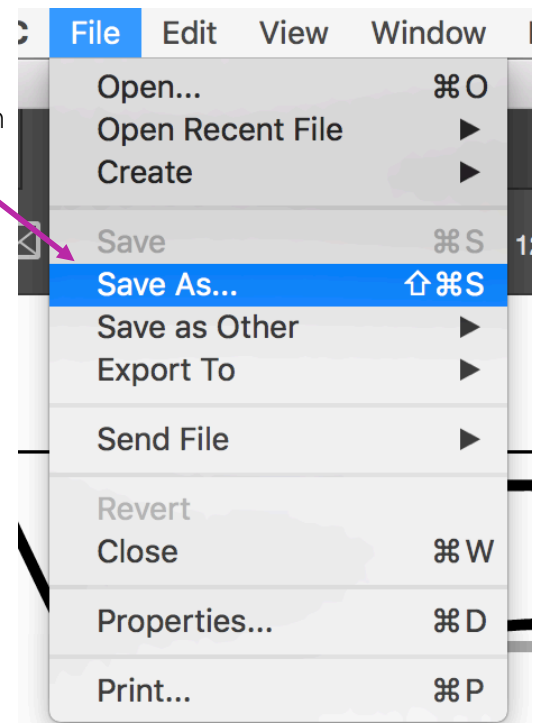
NEWSLETTERinstructions

THE BASICS

This is an editable .pdf. You can edit as you wish here in your .pdf reader. Now that you've opened it and are about to begin editing it for your school year, be sure to stop and **SAVE AS** a new file somewhere where it will be easy to find each month. You'll use that same file all year, no need to make a new file each month. Using the SAVE AS feature will ensure you keep the original download "clean" for next year. You will revisit the new file you create each month instead of the original file.

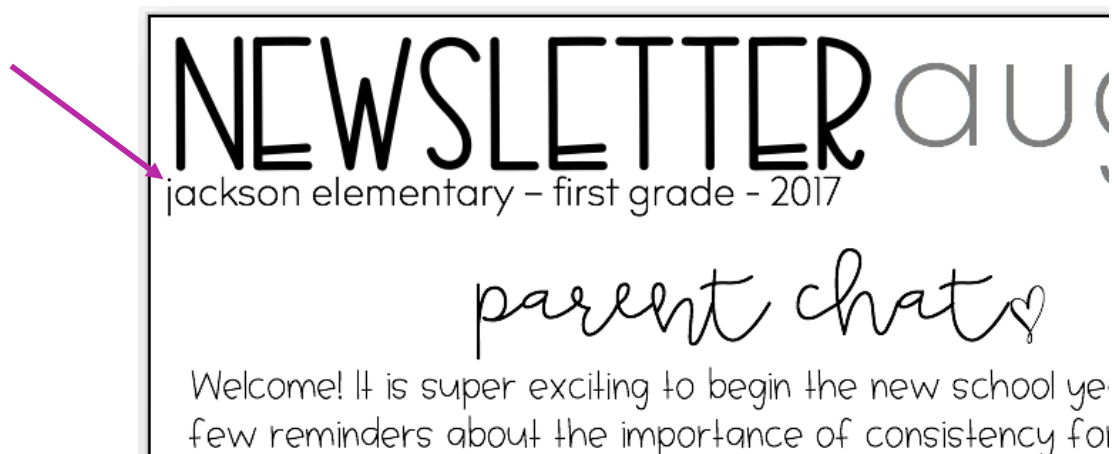
The Newsletter is already set up with fonts that work well together, look professional, yet approachable (two key components to parent communication). The fonts are embedded in the file. Although the text is editable, the fonts are not changeable.

On some .pdf readers, the boxes for the text areas may not be visible, but they are there. As you move your mouse over the page, yellow tool tips will pop up to give you information about what type of info to type in.



ENTERING SCHOOL NAME & IDENTIFYING INFORMATION

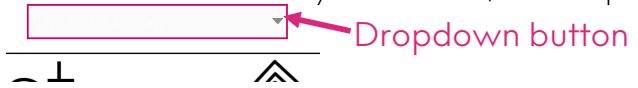
After moving to the month in which your school year begins (note the file starts with the month AUGUST) you'll want to type your school name, grade level, your name and/or the year into fillable area below the word Newsletter. This is an optional personalization step. **You will only have to do this once.** It will automatically be added to ALL of the newsletter sheets.



NEWSLETTER instructions

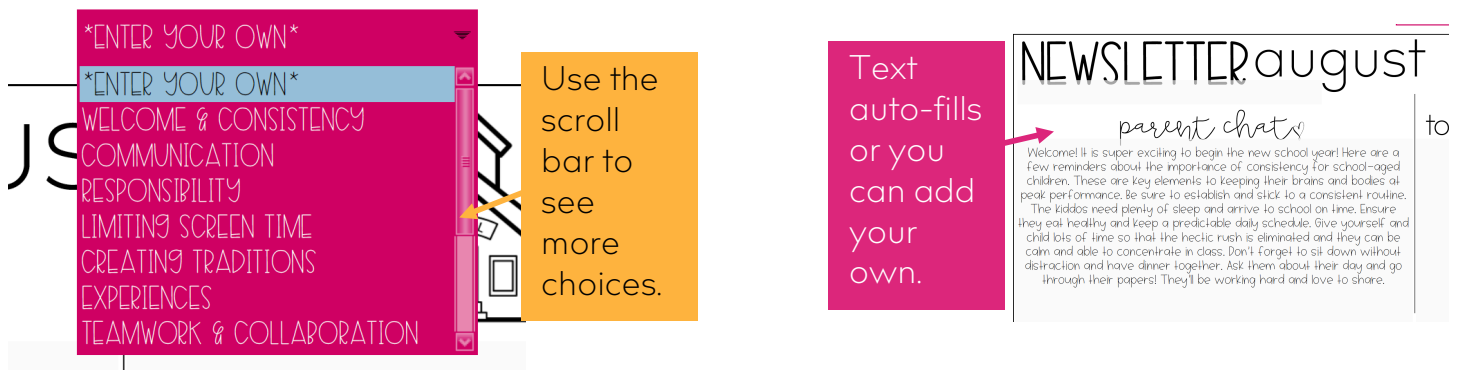
PARENT CHAT

Providing parents with a little insight not only helps them, but helps you, too! The chat items provides share research and tips that help kiddos develop the skills necessary to be successful and engaged students. See pages 17-19 for the text for the included parent chat topics. There are a total of 12 chats, so you will not be using all of them. Whichever one you choose, will display the text in the parent chat area.



Click the arrow on the right side of the pink rectangle at the top of the monthly newsletter sheet. That will dropdown a list of "parent chat" choices. You can choose any one you wish or simply select "Enter Own" and type in your text in the area below the "Parent Chat" heading.

*This function only works in Acrobat Adobe Reader. It does not work in Mac Preview.




Please note there is a pre-written chat that welcomes parents to a new school year entitled Welcome & Consistency. That one should only be used on the newsletter for your first month of school.

*The pink rectangle will NOT print. It only shows up while you are creating your newsletter.

TO DO

Use the "To Do" space to indicate important details for the month or things that parents need to do, turn-in, or look for. I like to type 3 underscore marks before each item. This helps each "task" look like something that needs to be checked off.



NEWSLETTER instructions

CALENDAR

The *dates* have already been entered for Aug 2019- July 2020. Please note these dates are editable and so it is possible to delete them. If that happens, just re-enter them. The weekend dates are included. To allow for as much space as possible during the week, the weekend space is limited.

Use the TAB key to move from area to area, or simply click where you want to enter information.

The *boxes* in the left hand corner of each day are OPTIONAL behavior management boxes. These newsletters are perfect to use as a daily communication sheet. Simply staple them each month inside a take-home folder. At the end of each day have your students color in the box for that day to identify their location on the behavior chart. This works well with a clip-chart or stoplight system, (i.e. green for great day, yellow for warnings, red for needs to improve). This keeps parents informed of daily behavior. If you don't use that type of system, just leave those squares blank.

MONDAY	TUESDAY	WEDNESDAY	THURSDAY	FRIDAY	SAT SUN
	1	2	Minimum Day 3	4	5/6
7	9	9	Minimum Day 10	11	12/13
14 1 st Day of School!!	15	16 PTO Meeting	17 Minimum Day Parent Packet Due	18 Behavior Assembly	19/20
21 6 th Gr. community discount cards sale begins (2 weeks)	22	23	24 Minimum Day Wear red to support our Kinders	25	26/27
28 Homework Begins	29	30	31 Minimum Day Wear blue to support our Kinders	Last day teachers stay with kids at flag pole during pick up	

Between the square and the date is a little space for special notes. This is where I type in "Minimum Day" for those days that are minimum on my campus. You can use that space as you wish, or simply leave it blank.

Type in any *events* happening for the month in the main part of the date's square. Note that you may need to change the font size in order to fit it all into the space. You can also change the font and it's color.

CURRICULUM FOCUS

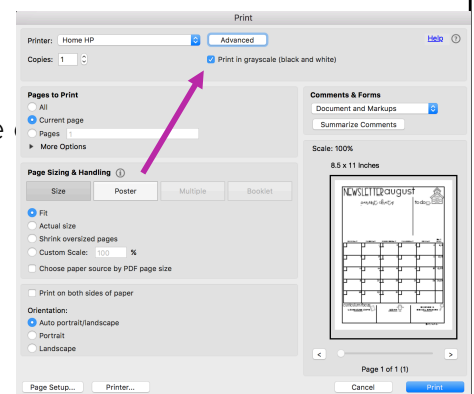
Below each curriculum focus title enter the standards or focus concepts for each curricular area helps parents stay on the same page, have talking points with their kiddos and helps explain some work that may go home that they

curriculum focus		
LANGUAGE ARTS sentences w/capitals & _s inflectional endings, retell stories, adjectives	MATH using 10 frames, relating addition to subtraction, counting on	SCIENCE & SOCIAL STUDIES Rules & Routines, Responsibility, deep thinking strategies

*If you do not wish to use one or all areas of the curriculum focus, simply cover the unwanted area with a piece of white paper, or cut it off, prior to making copies for all of your students to take home. The not digitally editable.

PRINTING

Remember to ONLY print the page you need. In Adobe Reader, be sure to select grayscale to save ink!



newsletter AUGUST




parent chats

to do 

MONDAY	TUESDAY	WEDNESDAY	THURSDAY	FRIDAY	SAT SUN

curriculum focus








newsletter SEPTEMBER

parent chats

to do 



MONDAY

TUESDAY

WEDNESDAY

THURSDAY


FRIDAY

SAT
SUN

MONDAY	TUESDAY	WEDNESDAY	THURSDAY	FRIDAY	SAT SUN


curriculum focus







newsletter OCTOBER



parent chats

to do 

MONDAY

TUESDAY

WEDNESDAY

THURSDAY


FRIDAY

SAT
SUN

MONDAY	TUESDAY	WEDNESDAY	THURSDAY	FRIDAY	SAT SUN

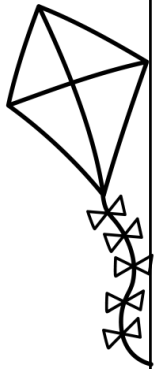
curriculum focus







newsletter NOVEMBER



parent chats

to do 

MONDAY

TUESDAY

WEDNESDAY


THURSDAY

FRIDAY

SAT
SUN

curriculum focus







newsletter DECEMBER



parent chats

to do 

MONDAY

TUESDAY

WEDNESDAY

THURSDAY


FRIDAY

SAT
SUN

MONDAY	TUESDAY	WEDNESDAY	THURSDAY	FRIDAY	SAT SUN


curriculum focus







newsletter JANUARY



parent chats

to do 

MONDAY

TUESDAY

WEDNESDAY

THURSDAY


FRIDAY

SAT
SUN

MONDAY	TUESDAY	WEDNESDAY	THURSDAY	FRIDAY	SAT SUN

curriculum focus







newsletter FEBRUARY



parent chats

to do 

MONDAY

TUESDAY

WEDNESDAY

THURSDAY


FRIDAY

SAT
SUN

MONDAY	TUESDAY	WEDNESDAY	THURSDAY	FRIDAY	SAT SUN

curriculum focus







newsletter MARCH




parent chats

to do 

MONDAY	TUESDAY	WEDNESDAY	THURSDAY	FRIDAY	SAT SUN


curriculum focus







newsletter APRIL




parent chats

to do 

MONDAY	TUESDAY	WEDNESDAY	THURSDAY	FRIDAY	SAT SUN


curriculum focus







newsletter MAY




parent chats

to do 

MONDAY	TUESDAY	WEDNESDAY	THURSDAY	FRIDAY	SAT SUN


curriculum focus







newsletter JUNE




parent chats

to do 

MONDAY	TUESDAY	WEDNESDAY	THURSDAY	FRIDAY	SAT SUN

curriculum focus







newsletter JULY



parent chats

to do 

MONDAY

TUESDAY

WEDNESDAY

THURSDAY


FRIDAY

SAT
SUN

MONDAY	TUESDAY	WEDNESDAY	THURSDAY	FRIDAY	SAT SUN

curriculum focus







WELCOME & CONSISTENCY

Welcome! It is super exciting to begin the new school year! Here are a few reminders about the importance of consistency for school-aged children. These are key elements to keeping their brains and bodies at peak performance. Be sure to establish and stick to a consistent routine. The kiddos need plenty of sleep and arrive to school on time. Ensure they eat healthy and keep a predictable daily schedule. Give yourself and child lots of time so that the hectic rush is eliminated and they can be calm and able to concentrate in class. Don't forget to sit down without distraction and have dinner together. Ask them about their day and go through their papers! They'll be working hard and love to share.

COMMUNICATION

Did you know oral language is extremely important to developing minds? One of the absolute best thing you can do with your kids is talk to them. About everything. Encourage them to help with household chores and explain what everything is called and the reason for the task. This helps build their vocabulary. Read chapter books and discuss the characters and plot. Engage your child in a conversation about what they think may happen next or why the character acted the way they did. Conversation is super important. Not only does it activate their thinking and improves their vocabulary, it helps in fostering improved skills in all curricular areas of school, too!

RESPONSIBILITY

One of the most important gifts you can give your kids is a sense of responsibility. Encouraging kiddos to handle day to day tasks on their own helps build confidence, thus fending off an unwillingness to try in fear that they may fail. Remind your kiddos that mistakes happen and we learn from them all the time. Encourage your child to dress and clean up after themselves. Make your child responsible for their school work, packing their backpack for the next day and carrying that backpack on their own. Responsibility is a key part of inner strength and confidence.

LIMITING SCREEN TIME

Technology is amazing and a huge part of our daily lives. However, too much of it can be quite harmful, especially to developing brains. Remember to put a strict limit digital system use. It is also important that kiddos are not put to bed with a "screen". Increasingly, our students are struggling with creative writing, story-telling and play. Often, kiddos find it difficult to pay attention because the immediate gratification that screen applications provide are not part of the real world. Enjoy the fresh air. Watch the clouds. Play with a few non-digital toys. Join a team. Encourage your kiddos to engage their minds in a variety of non-digital ways.

CREATING TRADITIONS

We spend a lot of time talking about our families and things we like to do in class. It is important to build traditions and family memories with your kids. Talk to them about the things you enjoyed as a child and try to do those things with them. Even the smallest thing can become the most amazing, memorable tradition. Get them involved in your holiday and family events. They love to help and enjoy the experiences!

EXPERIENCES

Did you know that some of the things the kiddos talk about the most are little things they did with their families? They just love experiences. Go to a museum. Take a little hike. Visit a National Park. Go camping. Visit a typically warm weather place during a cold season, and vice versa. It's all about the experience. Kiddos get a lot out of simply getting out and seeing. The things you do don't have to cost a lot, or anything! Encourage your kiddos to enjoy the world, not just activities money can buy.

TEAMWORK & COLLABORATION

After school and weekend sports and activities are fantastic for developing a sense of pride, confidence and self. Team sports help build speaking and interaction skills while being fantastic exercise. Learning to work with others is a vital life skill. In today's world, great emphasis is placed on collaboration and the strength of a variety of perspectives and abilities. Being part of a team is not only a great way to encourage growth in collaboration ability, it's fun too!

GROWTH MINDSET

Growth mindset is a term used in classrooms today. Through growth mindset, students learn the goal is to improve, learn more, and take on challenges. We encourage students to use terms like: "I don't know YET." instead of "I don't know. Or "This is too hard for me." We challenge them to see failure as a chance to learn and find another perspective. Remind your child that they can and must accept challenges. Although a task may be difficult, learning how to do that challenge is highly rewarding and grows their brains! Try not to step in and help your child too soon. They will develop so much more during the process of "figuring it out".

ENCOURAGING INDEPENDENCE

Kids grow up so quickly and it's tough on us adults sometimes to let that happen. However, it is important that we help them build their sense of independence under the safety of our guidance. Each time we do things for them, instead of letting them try on their own, we are essentially telling them we do it better. Although that may, and probably is the case, it doesn't help our kiddos learn and trust themselves. Encourage them to develop their own sense of independence. The end result might be messy. It may not be entirely correct. But the sense of ownership they gain from it is so valuable. Let them make that sandwich and write those sentences on their own!

THE VALUE OF BOREDOM

"Mom, I'm bored!" is truly not a bad thing. We are finding that our school-aged children often need constant entertainment or stimulation. Those windows of boredom, however, are super awesome things! It is during this time that kiddos build their creativity, engage their minds in problem solving and spend some time thinking instead of watching. During those times of boredom, encourage them to figure out something to do – on their own. Constantly allowing them to turn to you for entertainment and something to do not only wears on you, but shuts down a huge part of their brain. All you need to keep on hand is plenty of books, writing materials, things to build with, a yard or park to play in, craft items, playdough, etc. Kiddos thinking creatively and using their hands and bodies are building problem solving and thinking skills!

FOR THE LOVE OF READING

Did you know that kids who grow up with parents that read a lot in front of and with them often develop that same fondness of reading? Reading well is vital to academic success. That's much easier to do if you enjoy it. Read dynamic, interesting chapter books with your kids. The complex text is engaging and helps build their vocabulary and their interest. The stories spark imagination. Factual books are fantastic too! Kids LOVE learning about new topics and talking about what they've learned. Be sure your child reads to you. Encourage them to build fluency and intonation. Go to the public library! They have amazing programs for kids and a fantastic book selection!

INSPIRING WRITERS

Writing is one of those skills that needs to be practiced often. One way to encourage a desire to write is by exposing kiddos to amazing text. We first do most things by mimicking things we've enjoyed. Provide your child with paper and pencil so they can express themselves in writing often. Suggest that they keep a journal where they can write a few sentences each evening about the day's events. Offer a topic and ask your child to write a few detailed sentences, expressing details they know about it. Remind them about the basic writing principles that every sentence must contain and let them express themselves!

Classroom Essentials

AUTO-FILL DESK NAMEPLATE

auto-fill DESK NAMEPLATES

easy & quick name entry

resources by Traci Clausen

NO FUSS INTERACTIVE MATH

the BUNDLE

All 1st Grade CCSS resources by Traci Clausen

CLASSROOM essentials

Vanilla Sherbet BUNDLE

resources by Traci Clausen

READING FOUNDATION WITH PHONICS

The short-vowel BUNDLE

resources by Traci Clausen

The Ultimate Weekly Planner

digital plans that adapt to YOUR STYLE

The Ultimate Year Curriculum Planner

UPDATES for LIFE! School Year Curriculum Map

resources by Traci Clausen

The Monthly *editable* NEWSLETTER

resources by Traci Clausen

Editable in Adobe Reader

12 Dropdown Click & Insert Parent Tip Paragraphs


Templates for 12 Months

EXCEL & GOOGLE SHEETS VERSION

CHECK OUT THESE ESSENTIAL RESOURCES!

ENGAGING WRITING

The **COMPLETE** Writing Program
1st & 2nd Grade Edition • expository • narrative • opinion



- Teacher Guide
- Student Resources
- Differentiated
- Standards-Based
- Daily Lessons
- Comprehensive
- Effective
- Easy Implementation
- Anchor Charts
- & More!

resources by Traci Clausen

WRITE ABOUT IT!

Dragonflies in First



resources by Traci Clausen

THE BUNDLE JUST RIGHT



resources by Traci Clausen

FAIRY TALE
TWIST
INSPIRED
Writing
Lessons &
CRAFTS

EXPOSITORY
OPINION
NARRATIVE

MORNING WAKE UP

Highly EFFECTIVE & RECOMMENDED daily work for the year!

Daily Kindergarten Review & Practice

- ELA & Math
- Standards aligned on every task
- Builds in depth & complexity
- Predictable – promote independence
- Perfect for: Morning Work, Homework and independent work
- Builds and reinforces skills

The BUNDLE

resources by Traci Clausen

MORNING WAKE UP

Highly EFFECTIVE & RECOMMENDED daily work for the year!

Daily First Grade Review & Practice

- ELA & Math
- Standards aligned on every task
- Builds in depth & complexity
- Predictable – promote independence
- Perfect for: Morning Work, Homework and independent work
- Builds and reinforces skills

The BUNDLE

resources by Traci Clausen

MORNING WAKE UP

Highly EFFECTIVE & RECOMMENDED daily work for the year!

Daily First Grade Review & Practice

- ELA & Math
- Standards aligned on every task
- Builds in depth & complexity
- Predictable – promote independence
- Perfect for: Morning Work, Homework and independent work
- Builds and reinforces skills

The BUNDLE

resources by Traci Clausen

DAILY SCHEMA REVIEW

Colorful Version
Black & White Version

- Develop Mastery
- Routine Review
- Build schema
- Language & Number
- Sense Skills

resources by Traci Clausen

HOMECOMING TIME

FIRST GRADE Wonders Edition

- Spelling Word Cards
- Sight Words Cards
- Weekly Homework Assignment Sheets
- Directions
- Folder Info Sheets
- Editable pages
- & so much more!

resources by Traci Clausen

Spectacular Sentences

COMMON CORE ALIGNED

Sentence type
Identification &
CREATION
ACTIVITIES!

Resources by Traci Clausen

exclamatory
interrogative
imperative
simple
descriptive
compound
declarative

WRITING PLAN BASED LESSONS

WRITE ABOUT IT!

WRITE ABOUT IT! BUNDLE

resources by Traci Clausen

THE BUNDLE JUST RIGHT

resources by Traci Clausen

Fairy Tale Twist Inspired Writing Lessons & Crafts

Expository Opinion Narrative

FALLING INTO LITERACY

resources by Traci Clausen

Seasonal Word Work Bundle

resources by Traci Clausen

AN EXCITING NEW SCHOOL YEAR!

resources by Traci Clausen

Punctuation • Informative Writing • Craft

THE GOLDEN RULER

resources by Traci Clausen

Celebrating good character and kindness through writing, reading and a craft!

PAST & PRESENT THE BUNDLE

resources by Traci Clausen

Comparing contrasting past and present with Word Work, Reading, Writing and Math Activities

MERRY & BRIGHT!

resources by Traci Clausen

Holiday Themed Word Work, Reading, Writing Lesson & Craft

HOLIDAY CUSTOMS AROUND THE WORLD

resources by Traci Clausen

Exploring holiday customs and traditions through reading, writing, and art!

SUPER PENGUIN TO THE RESCUE!

resources by Traci Clausen

A Narrative Writing Lesson and Craft

THE ADVENTURES OF LULU LOVE BIRD

resources by Traci Clausen

narrative writing lesson & craft

PRESIDENT'S DAY & PATRIOTISM

resources by Traci Clausen

Cross-curricular activities for social studies standards through reading, writing and crafts!

FEELIN' LUCKY

resources by Traci Clausen

expository writing lesson

PLANT FACTS

resources by Traci Clausen

PLANT SCIENCE reading * writing * craft

ME & THE BEANSTALK

resources by Traci Clausen

Narrative Writing Lesson & Craft

RAINING CATS & DOGS

resources by Traci Clausen

exploring idioms through writing

Firefly Frank's Adventure

resources by Traci Clausen

a Summer Writing Activity

Writing Lesson

Writing Plan

Graphic Organizers & Stationery

Craft

Sensational Summer

resources by Traci Clausen

Expository Summer Themed Writing Lesson & Craft

Writing THROUGH THE SEA

resources by Traci Clausen

Ocean-Themed Writing Lessons & Crafts

ENGAGING WRITING

resources by Traci Clausen

The COMPLETE Writing Program

1st & 2nd Grade Edition - expository - narrative - opinion

- Teacher Guide
- Student Resources
- Differentiated
- Starburst-based
- Daily Lessons
- Comprehensive
- Effective
- Easy Implementation
- Anchor Charts
- & More!

Visit http://bit.ly/Traci_Clausen_Writing

for all of these resources and more!

THANK YOU

Thanks for downloading this resource. I hope you and your kiddos enjoy it. Creating teacher resources and sharing ideas that add some ease to teaching while engaging kiddos in meaningful learning is my passion. Simple, yet effective & fun is my teaching mantra! It is my sincerest hope that it makes your teaching life easier!

GET UPDATES & RESOURCES



Visit EngagingTeaching.com
for ideas, inspiration and
freebie resources!



Follow Traci Clausen's store on Teachers Pay Teachers
for updates on new resource and FREEBIE listings!

shop.TraciClausen.com



TERMS OF USE

- This entire resource is copyrighted. All rights are reserved by Traci Clausen. No part of this resource may be used to create another resource.
- The purchaser has permission to copy this resource for single classroom use only. Electronic and/or physical distribution to others is not permitted.
- Uploading any of these pages to any shared internet site, shared storage, or file library of any kind is forbidden and is in violation of the Digital Millennium Copyright Act (DMCA). Additional licenses for team teachers can be purchased at a discount on TpT.
- Thanks for sharing your student's work with this resource on social media and websites! When you do, please provide a link to Traci Clausen's TPT store and/or website.

CREDITS

