

PK 4 Classroom Kid Bits

WEEK OF: May 4- May 7

[DAILY SCHEDULE IS ATTACHED](#)

REVIEW WEEK

The Letter: U-Z

(Worksheets are attached)

- Find objects around your house that start with the letter of your choice.

Books we are Reading!

Any Book

Try reading outside on a blanket!

Religion:

ACTS 2

"Blessed at Pentecost!"

- Talk about sharing the love of Jesus and why it is important to share his message!

SCIENCE:

The five senses eat salty & sweet .Touch different surfaces and have the kids tell you about it.

Craft/Extended Learning:

Spring Crafts.

Make a flower out of construction paper.

MATH:

- Use dominoes for simple addition or subtraction counting to 100 by 5s and 10s.

ABC MOUSE LOGIN

User/Email: ron@tlcsanangelo.com

Password: trinity1

ALL PK4 have an account setup already, you can continue their process.

When you login in, go to change user, there is a drop-down menu of a list of classrooms teachers. Find you child's teacher and their name should be listed.

Handwriting practice row for the letter 'M'. It features a dashed vertical line in the center and two solid vertical lines on either side. The word 'MUM' is written in a dotted font across the row, with each letter positioned between the solid lines and touching the dashed line.

Handwriting practice row for the letter 'N'. It features a dashed vertical line in the center and two solid vertical lines on either side. The word 'NAN' is written in a dotted font across the row, with each letter positioned between the solid lines and touching the dashed line.

Blank handwriting practice row with a dashed vertical line in the center and two solid vertical lines on either side.

Blank handwriting practice row with a dashed vertical line in the center and two solid vertical lines on either side.



Name _____

Alphabet Worksheet
Uppercase and Lowercase
Letters Worksheet

In each box, find the lowercase letter that matches the uppercase letter and circle it.

<p>Y</p> <p>v y u</p>	<p>Z</p> <p>z n v</p>
-----------------------	-----------------------


Handwriting practice row for the letter 'M'. It features a dashed midline and solid outer lines. The word 'MAMA' is written in dotted letters for tracing. The letter 'M' is positioned between the midline and the top line, while 'A' is between the midline and the bottom line.

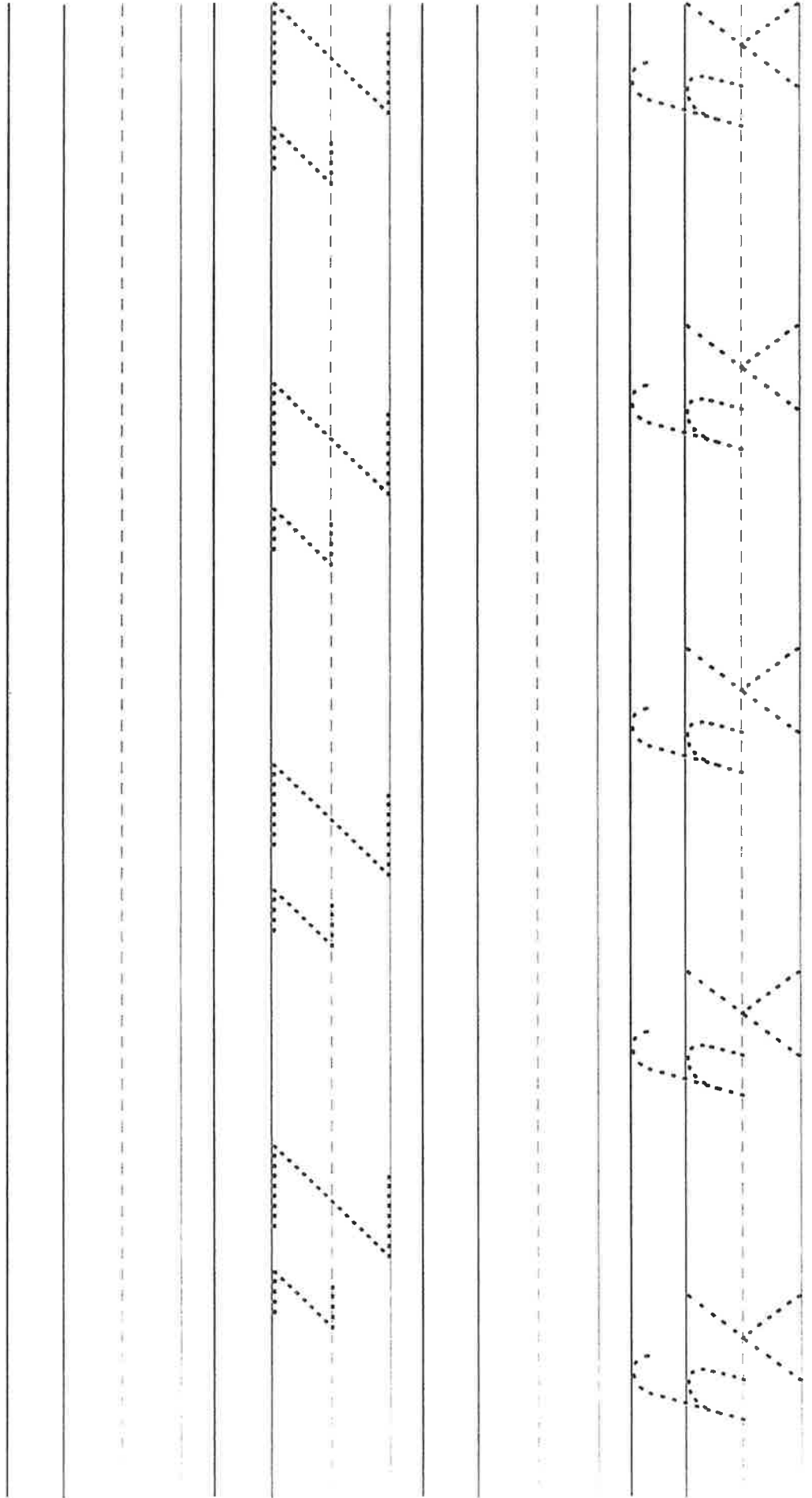
Handwriting practice row for the letter 'X'. It features a dashed midline and solid outer lines. The word 'XOXO' is written in dotted letters for tracing. The letter 'X' is positioned between the midline and the top line, while 'O' is between the midline and the bottom line.

Blank handwriting practice row with a dashed midline and solid outer lines for independent practice.



Connect the dots then color in the hidden picture!
Connect the dots from a to z in alphabetical order.





A a B b C c D d E e F f

G g H h I i J j K k L l

M m N n O o P p Q q

R r S s T t U u V v W w

X x Y y Z z

Write the numbers from 1 to 20 in the rectangles.

Addition

$$\begin{array}{|c|} \hline \bullet \\ \hline \end{array} + \begin{array}{|c|} \hline \bullet \bullet \\ \bullet \\ \hline \end{array} = \begin{array}{|c|} \hline 4 \\ \hline \end{array}$$

$$\begin{array}{|c|} \hline \bullet \bullet \\ \bullet \bullet \\ \hline \end{array} + \begin{array}{|c|} \hline \bullet \bullet \\ \bullet \\ \hline \end{array} = \begin{array}{|c|} \hline \\ \hline \end{array}$$





$$\begin{array}{|c|} \hline \bullet \bullet \\ \bullet \\ \hline \end{array} + \begin{array}{|c|} \hline \bullet \bullet \\ \bullet \\ \hline \end{array} = \begin{array}{|c|} \hline \\ \hline \end{array}$$

$$\begin{array}{|c|} \hline \bullet \bullet \\ \bullet \bullet \\ \bullet \bullet \\ \hline \end{array} + \begin{array}{|c|} \hline \bullet \bullet \\ \bullet \\ \hline \end{array} = \begin{array}{|c|} \hline \\ \hline \end{array}$$






$$\begin{array}{|c|} \hline \bullet \bullet \\ \bullet \bullet \\ \hline \end{array} + \begin{array}{|c|} \hline \bullet \bullet \\ \bullet \bullet \\ \hline \end{array} = \begin{array}{|c|} \hline \\ \hline \end{array}$$

$$\begin{array}{|c|} \hline \bullet \\ \bullet \\ \hline \end{array} + \begin{array}{|c|} \hline \bullet \\ \hline \end{array} = \begin{array}{|c|} \hline \\ \hline \end{array}$$







Subtract




$$\begin{array}{r} 4 \\ - 1 \\ \hline \end{array}$$



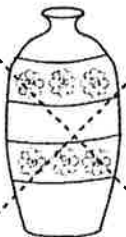
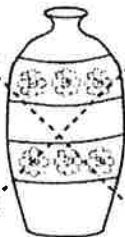
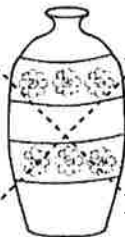
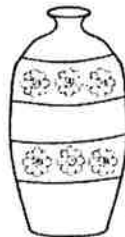
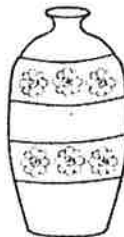
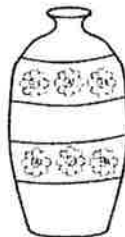
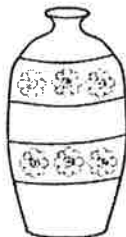
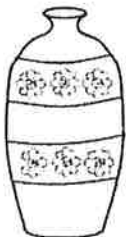
$$\begin{array}{r} 5 \\ - 3 \\ \hline \end{array}$$



$$\begin{array}{r} 6 \\ - 2 \\ \hline \end{array}$$



$$\begin{array}{r} 7 \\ - 2 \\ \hline \end{array}$$



$$\begin{array}{r} 8 \\ - 3 \\ \hline \end{array}$$