

PK 4 Classroom Kid Bits

REVIEW WEEK

The Letter: ALL

(Worksheets are attached)

ABC ORDER-missing letters

Alphabet Dot to Dot

Beginning sound

Rhyming worksheet

WEEK OF: May 11- May 15

DAILY SCHEDULE IS ATTACHED

Books we are Reading!

SPRING BOOKS!

Read outside.

Religion:

ACTS 12:1-19

"Rhonda & Peter's Surprise"

- Talk about sharing the love of Jesus and why it is important to share his message!
- Talk about faith and how God is always watching.

ABC MOUSE LOGIN

User/Email: ron@tlcsanangelo.com

Password: trinity1

SCIENCE:

Watch video on Volcanos and draw a picture of one.

Craft/Extended Learning:

Go on a scavenger hunt!

MATH:

Simple addition using dice.

Dot to dot worksheet

Pattern work sheet.

Be sure and check online for teacher readings and educational videos.

<http://www.trinityschoolsca.com/educational-videos>

User Name: parent

Password: Trinity20



Name _____

Alphabet Worksheet
ABC Order – Missing Letters

The letters in each row are in ABC order, but they are missing a letter.
Fill in the missing letter in each row.

A	B		D	E
---	---	--	---	---

T		V	W	X
---	--	---	---	---

E	F		H	I
---	---	--	---	---

M	N	O	P	
---	---	---	---	--

H	I	J		L
---	---	---	--	---



Name _____

Alphabet Worksheet
ABC Order - Missing Letters

The letters in each row are in ABC order, but they are missing a letter.
Fill in the missing letter in each row.


a	b	c		e
---	---	---	--	---

l	m		o	p
---	---	--	---	---


	r	s	t	u
--	---	---	---	---

f		h	i	j
---	--	---	---	---

v	w	x	y	
---	---	---	---	--



Connect the dots then color in the hidden picture!
Connect the dots from A to Z in alphabetical order.




Join each letter to the picture with the same beginning sound.

A



B



E






U


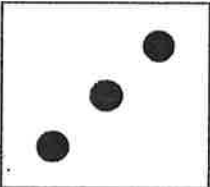






F









Addition




 +  = 

 +  = 

 +  = 

 +  = 

 +  = 

 +  = 

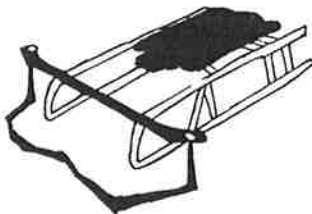



Name _____

Rhyming Worksheet

Match the Pictures that Rhyme

Draw a line from each picture on the left to the picture of the thing that rhymes with it on the right.





Name _____

Patterns Worksheet

Complete the Patterns

Look at each of the patterns below and then use the space to the right to complete the pattern. Trace the shapes to complete the first pattern and then solve the rest on your own.

