

PK 4 Classroom Kid Bits

WEEK OF: April 20- April 24

DAILY SCHEDULE IS ATTACHED

REVIEW WEEK

The Letter: A-J

(Worksheets are attached)

- Find objects around your house that start with the letter of your choice.

Books we are Reading!

Spring Books

Bible

Religion:

Luke 24:13-35

"ON THE ROAD AT EASTER"

- Have your child retell the story to you, how Jesus died for our sins. With HIM being alive we can live in Heaven & have eternal life!

SCIENCE:

Watch a video over Pluto. On a site of your choice. (Youtube, Brain Pop, or Blippie).

Have student tell you 3 facts about the planet. Draw a picture.

Craft/Extended Learning:

Pick a letter and have them draw a picture that starts with that letter.

MATH:

- Write numbers 1-25
- Count by 2's
- Count by 5's
- Count by 10s
- Use domino's and have them count and practice adding.
- Work on review coins- sheet is attached.

ABC MOUSE LOGIN

User/Email: ron@tlcsanangelo.com

Password: trinity1

ALL PK4 have an account setup already, you can continue their process.

When you login in, go to change user, there is a drop-down menu of a list of classrooms teachers. Find you child's teacher and their name should be listed.

N N N N N N N

B B B B B B B

Blank handwriting practice lines with a dashed midline.



Name _____

Alphabet Worksheet
Uppercase and Lowercase
Letters Worksheet

In each box, find the lowercase letter that matches the uppercase letter and circle it.

A a o c	B h d b
C o c a	D d k b

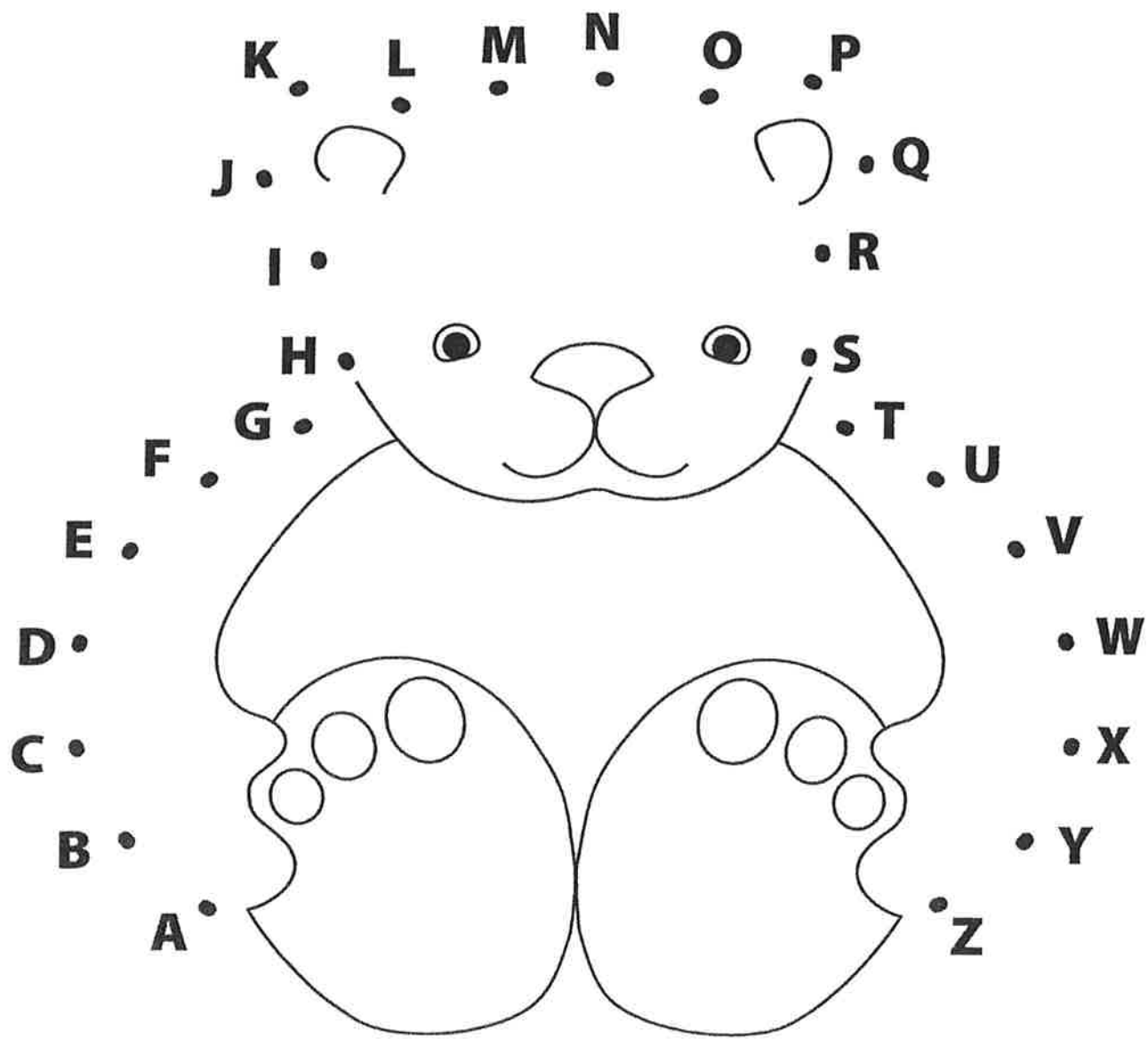
g g g g g

n n n n n

Blank handwriting practice lines consisting of two solid outer lines and a dashed middle line.

Dot - To - Dot

Connect the dots from A to Z to complete the picture!



Handwriting practice row 1: A series of four vertical lines (two solid outer lines and two dashed inner lines) forming a guide. The word "step" is written in a cursive style, with each letter (s, t, e, p) being a dotted line for tracing.

Handwriting practice row 2: A series of four vertical lines (two solid outer lines and two dashed inner lines) forming a guide. The word "step" is written in a cursive style, with each letter (s, t, e, p) being a dotted line for tracing.

Handwriting practice row 3: A series of four vertical lines (two solid outer lines and two dashed inner lines) forming a guide. This row is currently blank for independent practice.



Name _____

Alphabet Worksheet
Uppercase and Lowercase
Letters Worksheet

In each box, find the lowercase letter that matches the uppercase letter and circle it.

E c e o	F f l b
G q y g	H d k h

Handwriting practice row 1: A series of four dotted cursive letters 'o' for tracing on a four-line grid.

Handwriting practice row 2: A series of four dotted cursive letters 'h' for tracing on a four-line grid.

Handwriting practice row 3: A blank four-line grid for independent practice.

Trace the letters.

Fill in the missing letters.

8

A B D

F G H J

L N

O P Q R

T U

W Y Z

Handwriting practice row 1: Five dotted uppercase letters 'N' for tracing on a set of three horizontal lines (top, middle dashed, bottom). Each letter has a small dot at the top right indicating the starting point.

Handwriting practice row 2: Five dotted lowercase letters 'n' for tracing on a set of three horizontal lines (top, middle dashed, bottom). Each letter has a small dot at the top right indicating the starting point.

Blank handwriting practice row 3: A set of three horizontal lines (top, middle dashed, bottom) for independent practice.

Blank handwriting practice row 4: A set of three horizontal lines (top, middle dashed, bottom) for independent practice.









Name _____

Alphabet Worksheet
Uppercase and Lowercase
Letters Worksheet

In each box, find the lowercase letter that matches the uppercase letter and circle it.

I v j i	J j g q
K b h k	L h l f

Count the money.

 <p>_____</p> <p>_____</p> <p>_____</p> <p>Ⓜ</p>	 <p>_____</p> <p>_____</p> <p>_____</p> <p>Ⓜ</p>
 <p>_____</p> <p>_____</p> <p>_____</p> <p>Ⓜ</p>	 <p>_____</p> <p>_____</p> <p>_____</p> <p>Ⓜ</p>