

# PK 4 Classroom Kid Bits

WEEK OF: March 30- April 3

DAILY SCHEDULE IS ATTACHED

**The Letter: " V v "**

(Worksheets are attached)

- make a list of "V" words.
- Use masking tape to make letter "V" & walk it.
- Use flour or rice on sheet pan and have child write "V".

## Religion:

JOHN 13:1,34-35

MATTHEW 26:26-28

"AT THE LAST SUPPER"

- Read the story from the Bible and talk about it. DRAW A PICTURE OF THE LAST SUPPER.

## ABC MOUSE LOGIN

User/Email: [ron@tlcsanangelo.com](mailto:ron@tlcsanangelo.com)

Password: trinity1

ALL PK4 have an account setup already, you can continue their process.

When you login in, go to change user, there is a drop-down menu of a list of classrooms teachers. Find you child's teacher and their name should be listed.

## SCIENCE:

Watch a video over SATURN. On a site of your choice. (Youtube, Brain Pop, or Blippie).

Have student tell you 3 facts about the planet.

## MATH:

- Write numbers 1-20
- Count by 5's
- Count by 10s
- Review coins and their value.
- gather small objects and divide into equal groups.
- Use colors to make a "ABC" pattern

## Craft/Extended Learning:

- Draw a letter "V" and have flowers coming out like a VASE.
- DRAW "V" and make a VOLCANO.

## Books we are Reading!

Spring Themed Books

Easter Themed Books

## PK4 Daily Activity Schedule


7:30-8:00	<b>Arrival:</b> Sign In. Health check. Children sign in and move name on attendance charts. They then choose table toys: puzzles, manipulative, books, etc. (Self-help skills, language development, writing, fine motor skills)
8:00-8:05	<b>Devotion:</b> Opening prayer, Bible verse, song. (Listening, language development, spiritual development)
8:05-8:45	<b>Circle Time:</b> Pledges, Calendar, Daily News, Vocabulary, Oral Reading (C.I.R.C.L.E.) (Print awareness, vocabulary development, listening skills, phonological awareness) <b>Chapel (W):</b> Pastor/Principal led service with music and message. Class sings every six weeks. (Listening, vocabulary development, spiritual development)
8:45-9:00	<b>Snack:</b> Wash hands. (Nutrition and manners, self-help skills, following directions)
9:00-9:30	<b>Computers (M):</b> Children go computer lab in main school to play literacy-based computer games. (Computer skills, listening, fine motor skills) <b>Table Work (T, Th):</b> Literacy - Curriculum based writing. (Fine motor skills, listening) <b>Circle Time (W):</b> See above <b>Spanish (F):</b> Spanish literacy lessons. (listening, literacy)
9:30-10:00	<b>Table Work:</b> Literacy - Curriculum based writing. (Fine motor skills, listening)
10:00-10:30	<b>Recess:</b> Children select from climbing activities, tricycles, cars, swings, balls, games and other child-initiated activities. (Gross motor skills, listening, role playing)
10:30-11:00	<b>Saxon Math:</b> Curriculum based math program. (Fine motor skills, listening, math skills) <b>Journals (Th):</b> Self-expression, fine motor skills, writing, art
11:00-11:30	<b>Religion:</b> Curriculum based Bible story. (Print awareness, vocabulary, spiritual development) <b>Science (W):</b> Hands on/curriculum based. (discovery, vocabulary)
11:30-12:00	<b>Lunch:</b> (Following directions, self-help skills, nutrition, manners, vocabulary development)
12:00-1:00	<b>Learning Stations:</b> Theme-based, literacy-based small group/individualized instruction. (Fine motor skills, math, science, construction, pretend and learn, computer, writing, library/listening, art) <b>Music (F):</b> Teacher led music with songs, rhymes, chants. (Gross motor skills, listening)
12:30-1:00	<b>Bingo (F):</b> Listening, Math Skills, Alphabet Skills, Fine Motor Development.
1:00-1:30	<b>Story Time/Prepare for Nap:</b> Wash hands, potty. (Hygiene, following directions, self-help skills)
1:30-2:30	<b>Nap:</b> Rest, sleep.
2:30-3:00	<b>Put away Nap items/Potty/Snack</b>

- 3:00-4:00            **Active Learning/Art Project/Games:** Classroom activity play. (Large motor skills, listening, small motor skills, self-expression)
- 4:00-4:30            **Recess:** Children select from climbing activities, tricycles, cars, swings, balls, games and other child-initiated activities. (Gross motor skills, listening, role playing)
- 4:30-5:00            **Water Break/Story Time:** (Listening)
- 5:00-5:30            **Table Toys/Puzzles/Books/Cleanup:** Room clean-up. Self-chosen books, puzzles (Literacy, fine motor skills)
- 5:30-6:00            **Big Room for Pick Up**

the  
letter

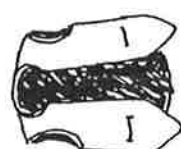
V

3





Vv



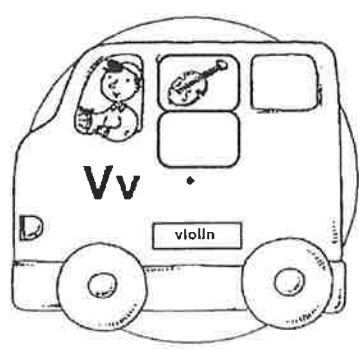
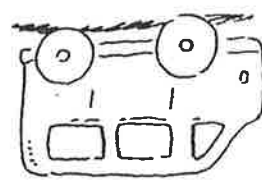
valentine

+

vest



violin



Assembled Wheel

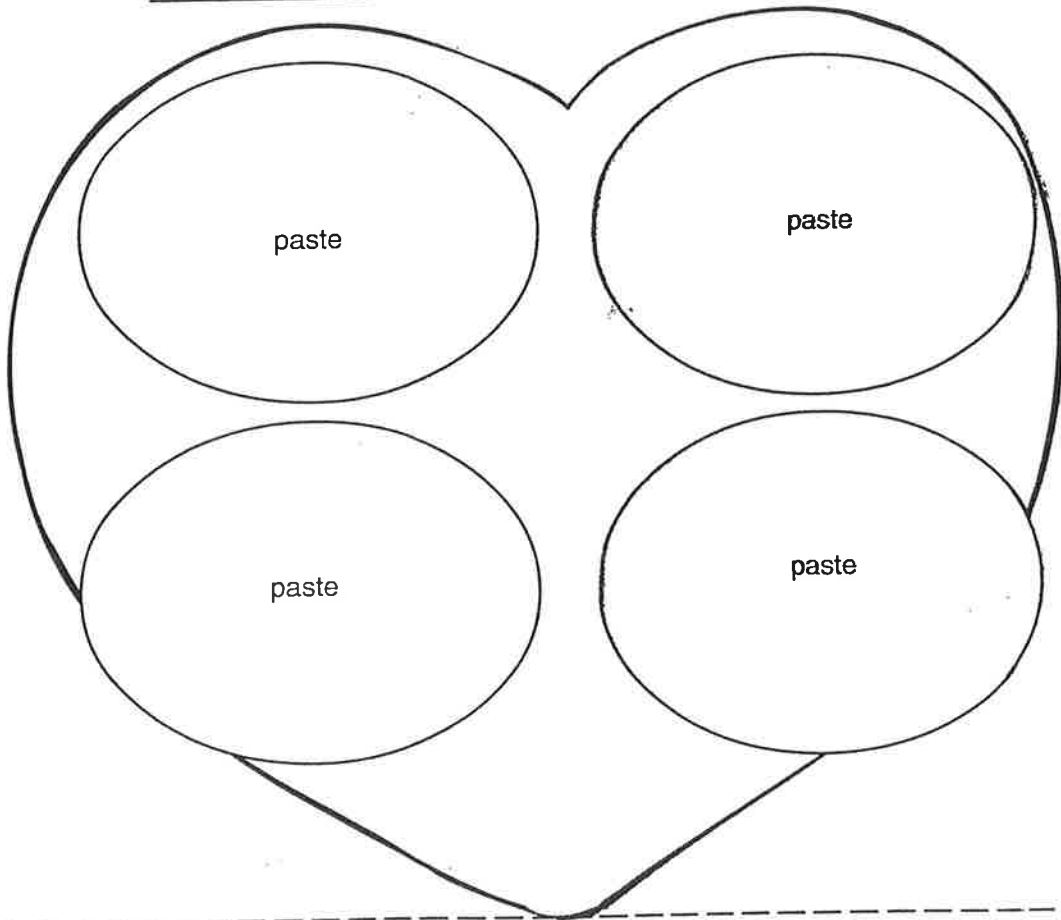


# Fill the Valentine

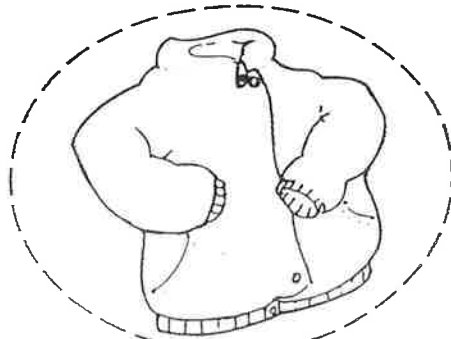
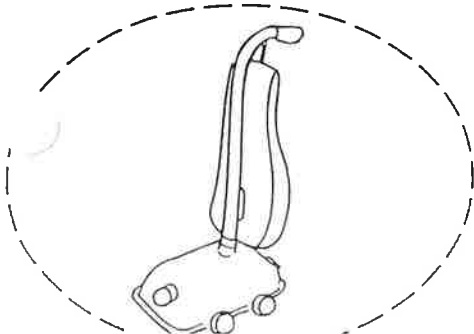
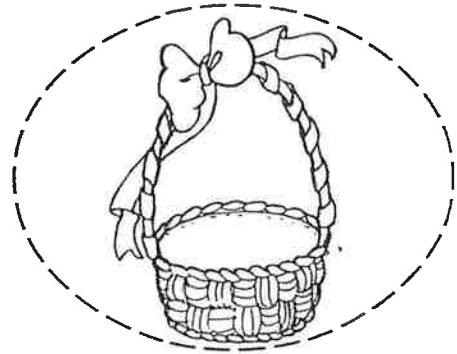

name \_\_\_\_\_


\_\_\_\_\_

\_\_\_\_\_



1. 
2. 
3. 





I am Vam Vampire.

# VAM VAMPIRE

1. Once upon a time there was a vampire named Vam. Vam wore a veil so that no one could see how really scary she was. She also wore a vest with her favorite letter on it—V. Her fangs were in the shape of Vs, and so was her nose.
2. Vam had lots of vim, vigor, and vitality because she ate all kinds of vegetables and always took her vitamins. Most vampires drink blood, but not Vam Vampire. She drank vinegar!
3. Vam's favorite thing to do was to vibrate. She shook all over like this: "V-V-V-V-V-V-V-V!" (Stand up and wiggle all over making the sound of V. Have the children do this with you.)
4. One day Vam decided to take a vacation. She wanted to visit Valentine Village. She knew many vampires who lived there. She had always wanted a view of a certain valley of violets near the village, too. She packed her valise and got ready to go.
5. Vam turned on her special vacuum—"V-V-V-V-V-V-V-V-V-V-V-V-V-V-V-V!"—hopped on it and sailed off into the air to find Valentine Village.
6. When she got there, Vam visited all her vampire friends, tried new vegetables, and had a very nice time. She learned to play volleyball and makes vases.
7. Vam made a very nice vase for her friend Vera Vampire and filled it with violets from the valley. She knew that vampires, like anyone else, loved to get flowers. As Vam prepared to leave Valentine Village, she called to her vampire friends, "Good-bye, vampires! Come and visit ME!"
8. Vam climbed onto her vacuum and started it up again: "V-V-V-V-V-V-V-V-V-V!" She flew back to her own vampire village. There she stopped at the home of Vera Vampire to give her the vase with violets from Valentine Village's valley.




6



volleyball and vases

8



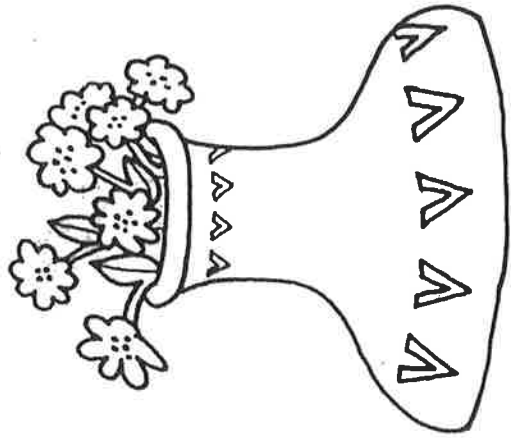
Vera Vampire

5

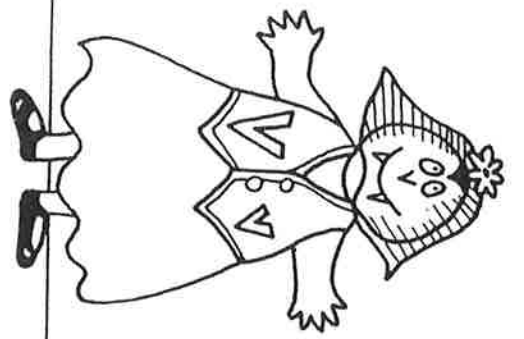


vacuum

7



Vase with violets

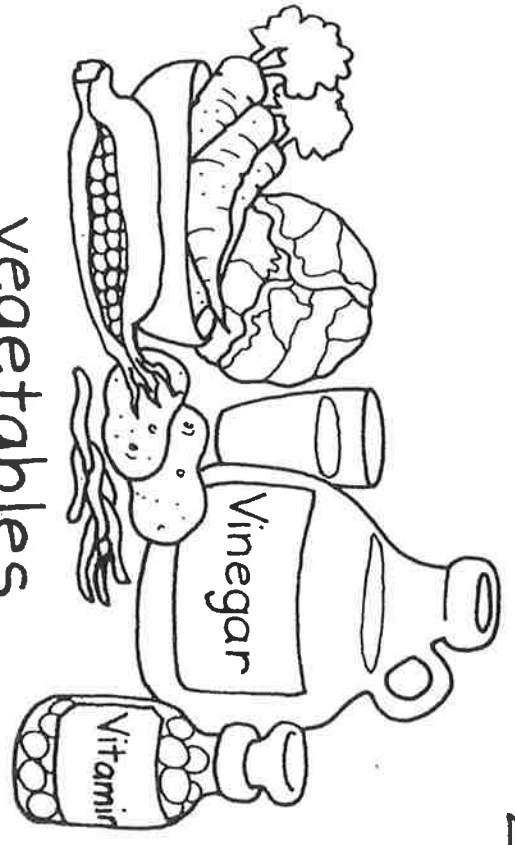


Vam Vampire

1




vibrate



vegetables,  
vinegar, and vitamins

2



vacation

4

