

PK 4 Classroom Kid Bits

WEEK OF: March 23- March 27

DAILY SCHEDULE IS ATTACHED

The Letter: " Q q "

(Worksheets are attached)

- make a list of "Q" words.
- Use masking tape to make letter "Q" & walk it.
- Break words apart & identify each letter sound. Write 3 letter word and put them put together.

SCIENCE:

Watch a video over Jupiter. On a site of your choice. (Youtube, Brain Pop, or Blippie).

MATH:

- Write numbers 1-20
- Count by 5's
- Count by 10s
- Review coins and their value.
- gather small objects and divide into equal groups.

Craft/Extended Learning:

- Get 8 or more small squares have them color and paste to make a quilt or into the letter "Q".
- Q-tip painting- Paint the letter
... ..

Religion:

Luke 17:11-19

"One Man says Thank You"

- Read the story from the Bible and talk about it.
- Have your child write a THANK YOU card and send it to someone.

ABC MOUSE LOGIN

User/Email: ron@tlcsanangelo.com

Password: trinity1

ALL PK4 have an account setup already, you can continue their process.

When you login in, go to change user, there is a drop-down menu of a list of classrooms teachers. Find you child's teacher and their name should be listed.

Books we are Reading!

Spring Themed Books

Easter Themed Books

Books about queens or "Q" books.

We encourage all reading, singing, and dancing!


PK4 Daily Activity Schedule

7:30-8:00	Arrival: Sign In. Health check. Children sign in and move name on attendance charts. They then choose table toys: puzzles, manipulative, books, etc. (Self-help skills. language development, writing, fine motor skills)
8:00-8:05	Devotion: Opening prayer, Bible verse, song. (Listening, language development, spiritual development)
8:05-8:45	Circle Time: Pledges, Calendar, Daily News, Vocabulary, Oral Reading (C.I.R.C.L.E.) (Print awareness, vocabulary development, listening skills, phonological awareness) Chapel (W): Pastor/Principal led service with music and message. Class sings every six weeks. (Listening, vocabulary development, spiritual development)
8:45-9:00	Snack: Wash hands. (Nutrition and manners. self-help skills, following directions)
9:00-9:30	Computers (M): Children go computer lab in main school to play literacy-based computer games. (Computer skills, listening, fine motor skills) Table Work (T, Th): Literacy - Curriculum based writing. (Fine motor skills, listening) Circle Time (W): See above Spanish (F): Spanish literacy lessons. (listening, literacy)
9:30-10:00	Table Work: Literacy - Curriculum based writing. (Fine motor skills, listening)
10:00-10:30	Recess: Children select from climbing activities, tricycles, cars, swings, balls, games and other child-initiated activities. (Gross motor skills, listening, role playing)
10:30-11:00	Saxon Math: Curriculum based math program. (Fine motor skills, listening, math skills) Journals (Th): Self-expression, fine motor skills, writing, art
11:00-11:30	Religion: Curriculum based Bible story. (Print awareness, vocabulary, spiritual development) Science (W): Hands on/curriculum based. (discovery, vocabulary)
11:30-12:00	Lunch: (Following directions, self-help skills, nutrition, manners, vocabulary development)
12:00-1:00	Learning Stations: Theme-based, literacy-based small group/individualized instruction. (Fine motor skills, math, science, construction, pretend and learn, computer, writing, library/listening, art) Music (F): Teacher led music with songs, rhymes, chants. (Gross motor skills, listening)
12:30-1:00	Bingo (F): Listening, Math Skills, Alphabet Skills, Fine Motor Development.
1:00-1:30	Story Time/Prepare for Nap: Wash hands, potty. (Hygiene, following directions, self-help skills)
1:30-2:30	Nap: Rest, sleep.
2:30-3:00	Put away Nap items/Potty/Snack

- 3:00-4:00 **Active Learning/Art Project/Games:** Classroom activity play. (Large motor skills, listening, small motor skills, self-expression)
- 4:00-4:30 **Recess:** Children select from climbing activities, tricycles, cars, swings, balls, games and other child-initiated activities. (Gross motor skills, listening, role playing)
- 4:30-5:00 **Water Break/Story Time:** (Listening)
- 5:00-5:30 **Table Toys/Puzzles/Books/Cleanup:** Room clean-up. Self-chosen books, puzzles (Literacy, fine motor skills)
- 5:30-6:00 **Big Room for Pick Up**

QUACKY QUACKER

1. Once upon a time there was a quacker named Quacky. Quacky loved to quack all the time. She would say, "Qu-qu-quack! Qu-qu-quack!" *(Have children repeat the quack sound throughout the story.)*
2. Quacky lived on a farm full of quackers. They all loved to quack just like Quacky. They were NEVER quiet.
3. A quarterback came to stay at the Quacker Farm because he needed a quiet, peaceful rest. He heard enough noise from people when he played football as a quarterback. Now he wanted to get some quiet at Quacker Farm.
4. He would yell, "Quiet! Quiet! Quit quacking!" But the quackers would not quit quacking. They'd go, "Qu-qu-quack! Qu-qu-quack!"
5. One day while the quarterback was yelling at the quackers, a queen passed by on the road. She heard the quarterback quarreling with the quackers. She offered to help the quarterback with the quacking problem.
6. She reached into the back of her carriage and produced a "quiet quilt." She explained to the quarterback that if this quilt were hung where the quackers could see it, they would quickly become quiet and remain that way until the quilt was removed. She said it would stop the quacking. The queen held the quilt up in front of the quackers. They quit quacking and were quiet! She took it down and they quacked: "Qu-qu-quack!"
7. The quarterback tried it. The quackers were quiet again. The quarterback thought how nice it was to have quiet quackers. Now he could get some rest.
8. To show the queen his appreciation, he gave her a shiny new quarter. He thanked her and said, "That is quite a quilt!"



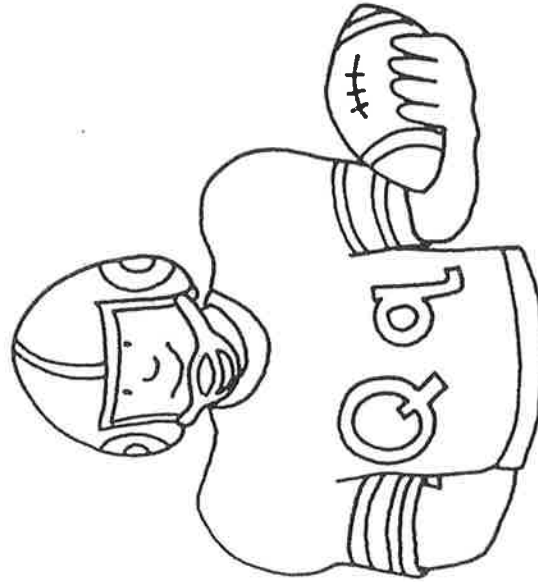
I am Quacky Quacker.



Quacky Quacker



quackers



quarterback

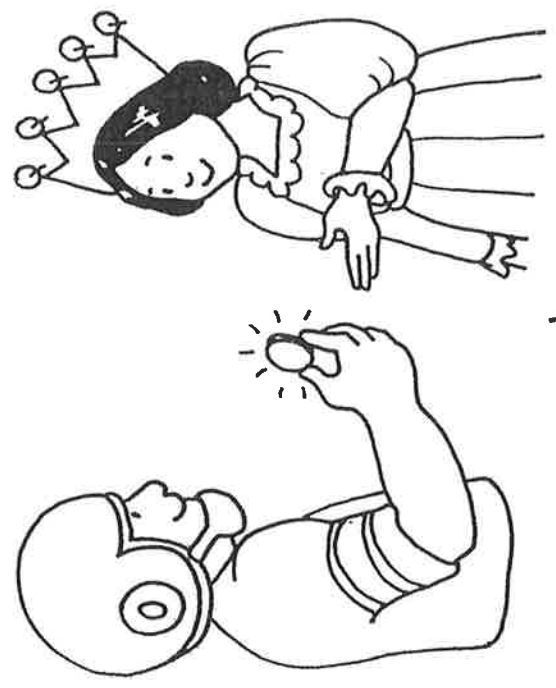


6




quiet quilt

8



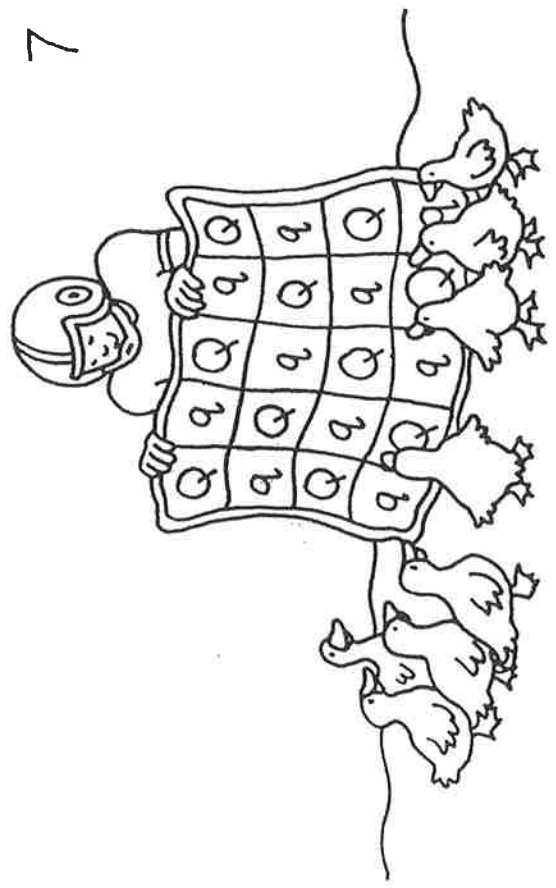
quarter

5



Queen

7






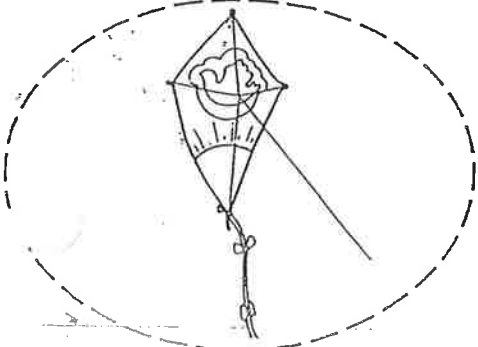
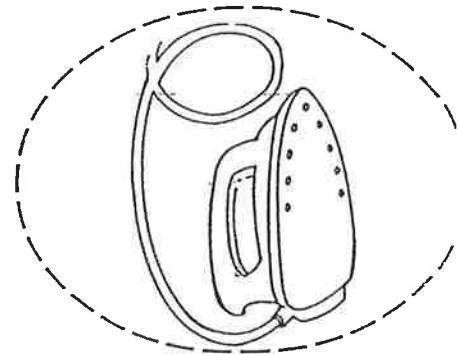

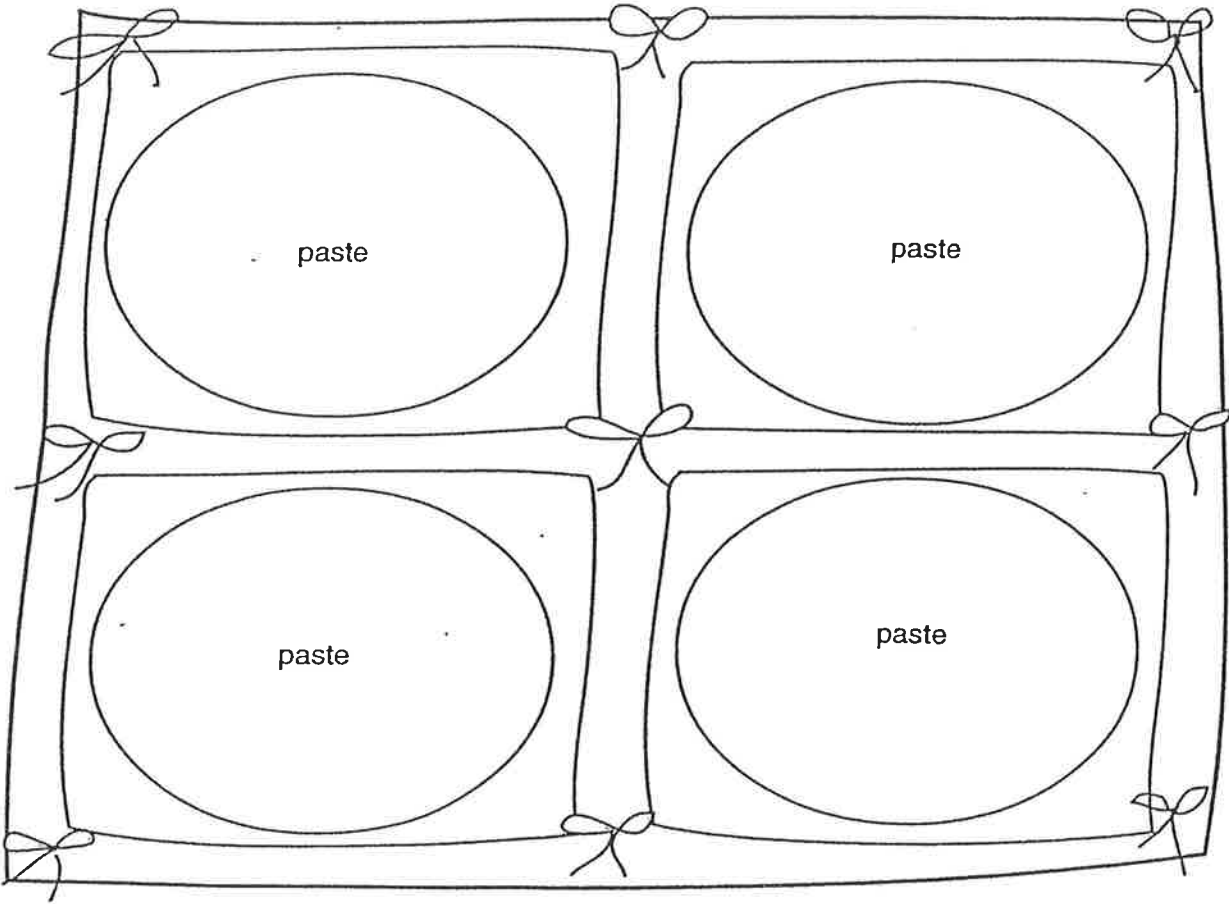
quiet quackers



On the Quilt

name _____

1. 
2. 
3. 



Name: _____ Date: _____

The Letter "Q"

Circle the objects that begin with the letter Q.

