

March 30th - April 3
Trinity Lutheran Pre K 3
At Home
Learning Pack





Letter: Vv

Number: 10

Color: green

Shape: shamrock

Bible story: Easter Morning

Books: Bunny Cakes and The Great Ball

Game: A Muskogee Story

Other: rhyming, alliteration, syllabication,
phone numbers, addresses, sorting by shape

Uppercase V is for Volcano Craft


- 1.) Cut out the uppercase letter V from red paper or color and cut out the letter V.
- 2.) Using the template, cut the base of the volcano from brown paper or color and cut out the base of the volcano
- 3.) Glue the base of the volcano to another piece of paper
- 4.) Glue the letter V onto the base of the volcano
- 5.) Use red and orange crayons, markers, paint or paper pieces to create "lava" in the volcano
- 6.) Cut out and glue the sentence strip to the bottom of the paper




Vv is for volcano.

sentence strip: cut and glue to the bottom of finished craft

Volcano base template:
cut from brown paper or cut out and color brown




Uppercase letter V template:
cut from red paper or cut out and color red




Lowercase v is for Vase Craft

- 1.) Color, cut out and color the lowercase letter v.
- 2.) Glue the letter v onto another piece of paper
- 3.) Draw 3 flower stems inside the letter v.
- 4.) Color, cut out and glue the flowers to the top of each flower stem
- 5.) Cut out and glue the sentence strip to the bottom of the paper






Vv is for vase.

sentence strip: cut and glue to the bottom of finished craft








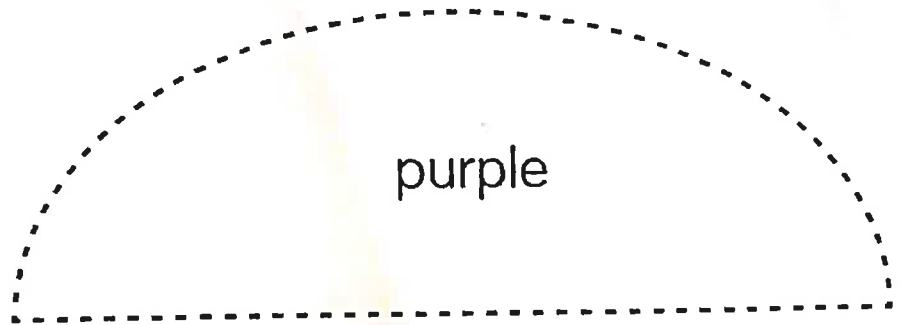
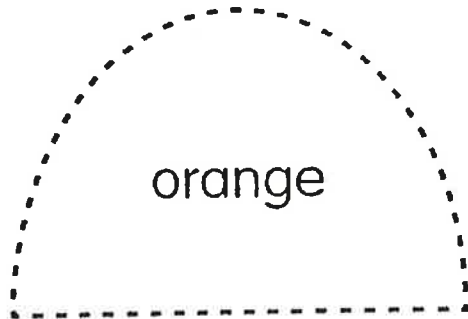
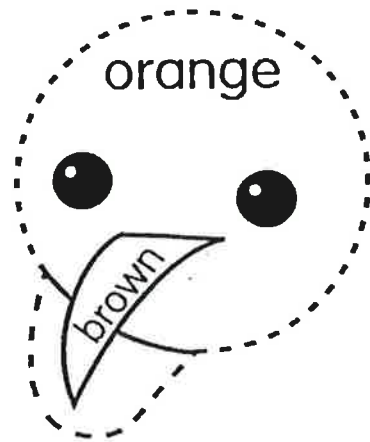

Lowercase letter v: color, cut out and glue to another piece of paper



color, cut out and glue the flowers in the letter v vase


Vv Make It!

- 1. Color 
- 2. Cut 
- 3. Glue 
- 4. Draw clouds 



_____ 's


book of
letter




Copyright © 2015 A Dab of Glue Will Do

staple here

Good Job!



www.adabofgluewilldo.com



van



violin




volcano



vet



vase



vulture

Activities for the Letter Vv

Grocery Bag Vest

You can make vests from large, paper shopping bags. Split them up the middle and cut out a circle shape from the bottom of the bag where the neck will go. Cut holes on each narrow side for the arms to go through. Let your child decorate and wear the vest.

Vegetable Stamping

Cut the end off of a carrot, celery stalk, potato or other raw vegetable, dip in paint or on stamp pad and stamp onto a piece of paper

Number Activities

Silly Counting

Count in different voices. Your child will love it!

Count like robots, using a very monotone voice.

Count like mice, using a small squeaky voice.



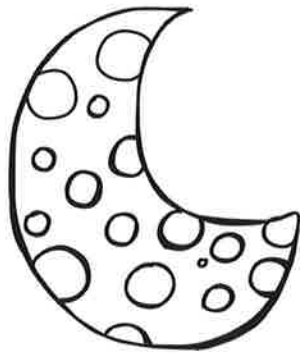

Count like a cowboy, using a cowboy 'twang'!

Count quietly and loudly



Count like sloths...very slowly.

Count quickly!

Trace the letter Vv.
Color the pictures that begin with the /V/ sound.



Color, cut and paste the pictures that begin with the /V/ sound to the center of each flower.



Resurrection Craft/ Activity Ideas



