

**May 4 -May 8**  
**Trinity Lutheran Pre K 3**  
**At Home**  
**Learning Pack**





# Objectives

Letter: review

Number: review

Color: yellow

Shape: hexagon

Other: rhyming, alliteration, syllabication,  
phone numbers, birthdays, addresses,  
money

# Extra Activities


## Cut and Paste Practice Pages

Use the attached "Cut and Paste Practice Pages" PDF to practice cutting and pasting..




## Activity for Beginning Sounds

Use the attached "Beginning Sounds Dominoes" PDF to play a beginning sounds match game of dominoes.



## Activity for Math Review

Use the attached "PreK Math Journal" PDF to review math concepts. Print, cut and staple the pages together to create your math journal.



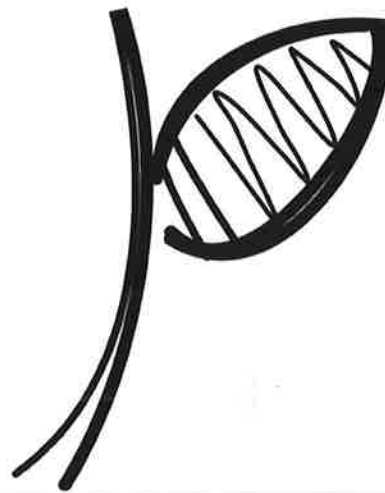


# Mother's Day Craft Ideas

## Mother's Day Writing and Handprint Craft

Print the attached page. Ask your child to tell you things they love about mom. Write them on the lines. Paint your child's hand (or trace with a marker) above the stem. Give as a gift to mom!





**I love my mom  
because...**

---

---

---

---

---


---

---


---



# Beginning



## Dominoes



color and black and white

# Instructions

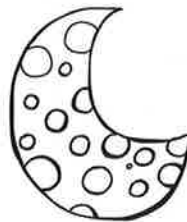
1. Scatter dominos face up on table.
2. Taking turns, the first student places the START domino on the table, names the picture on the other side of the domino and says the beginning sound.
3. Then the student looks for the domino with the letter that corresponds to the beginning sound and connects the two dominos.
4. Students continue taking turns connecting dominos



Aa



Gg



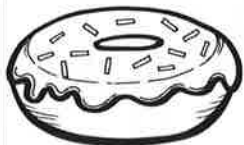
Bb



Hh



Cc



Ii




Dd



Jj



Ee



Kk



Ff



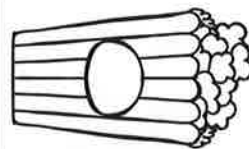
Ll



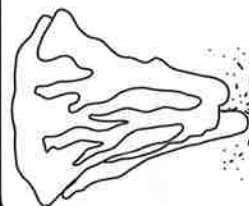
Mm




Nn



Oo



Pp



Vv



Qq



Ww



Rr



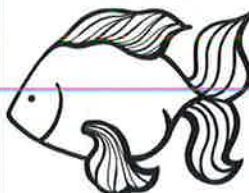
Xx



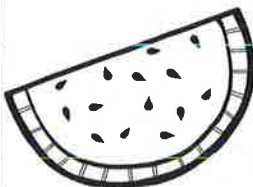
Ss



Yy



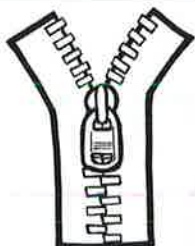
Tt



Zz

End

Uu



Start



Aa



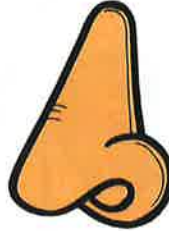
Gg



Bb



Hh



Cc



Ii



Dd



Jj



Ee



Kk



Ff



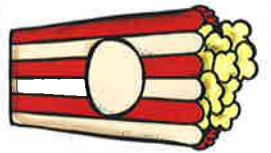
Ll



Mm



Nn



Oo





Pp



Vv



Qq



Ww



Rr




Xx



Ss



Yy



Tt



Zz

End

Uu



Start





# Clipart by





# Cut and Paste Practice Pages




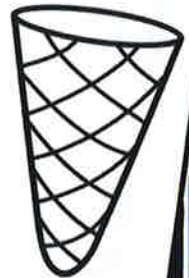
Name: \_\_\_\_\_

Cut and paste the eggs into the basket.




Name: \_\_\_\_\_

Cut and paste the ice cream onto the cones.



Name: \_\_\_\_\_

Cut and paste the faces into the photos



Easy Peasy Lemon Squeezy @ [teacherspayteachers.com](http://teacherspayteachers.com)

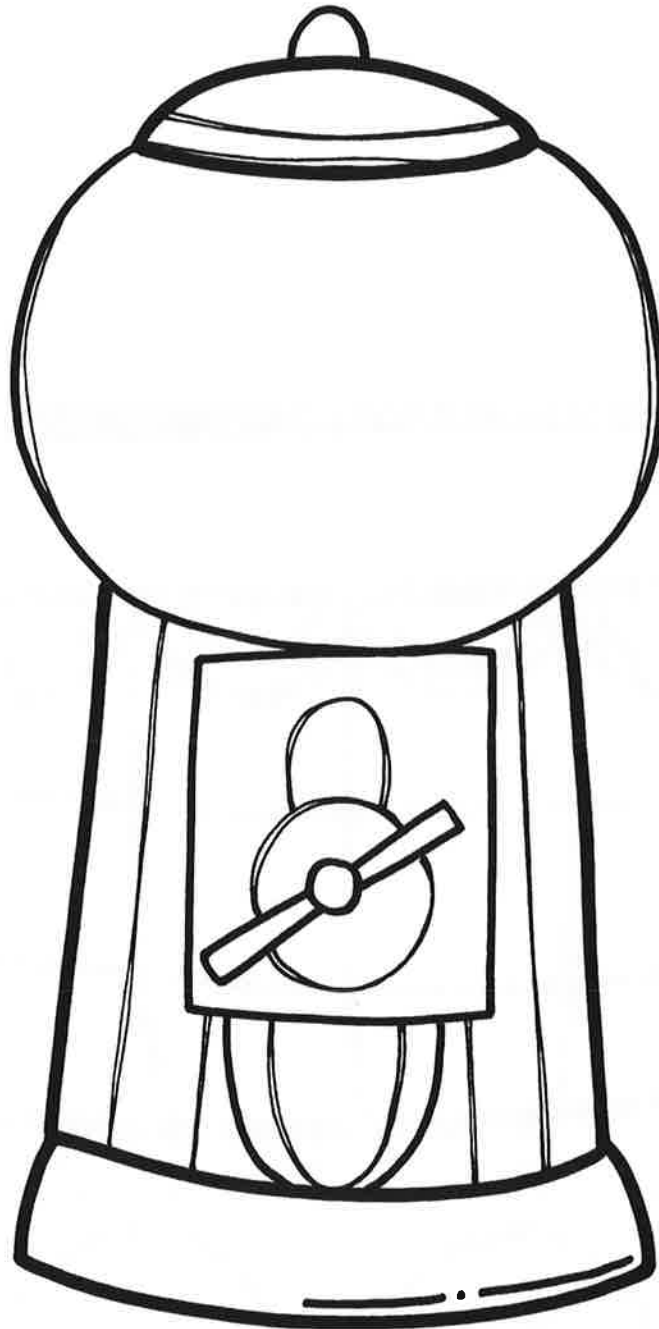
---





Name: \_\_\_\_\_

Cut and paste the gumballs into the gumball machine.

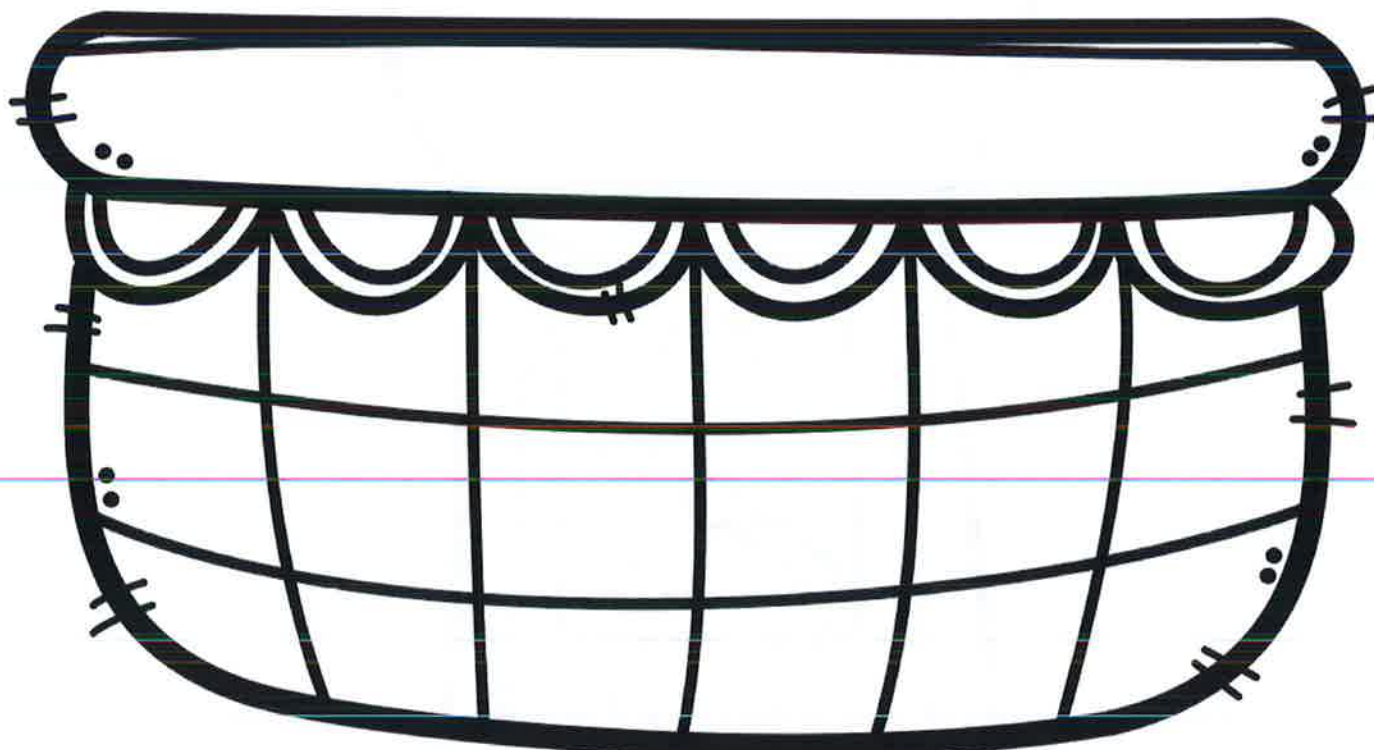


Easy Peasy Lemon Squeezy @ [teacherspayteachers.com](http://teacherspayteachers.com)




Name: \_\_\_\_\_

Cut and paste the eggs into the basket.




Easy Peasy Lemon Squeezy @ [teacherspayteachers.com](http://teacherspayteachers.com)




Name: \_\_\_\_\_

Cut and paste the tires onto the school bus.



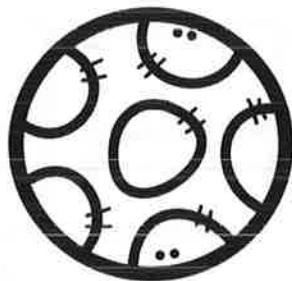
Easy Peasy Lemon Squeezy @ [teacherspayteachers.com](http://teacherspayteachers.com)

---




Name: \_\_\_\_\_

Cut and paste the petals onto the flower's middle.



Easy Peasy Lemon Squeezy @ [teacherspayteachers.com](http://teacherspayteachers.com)

---





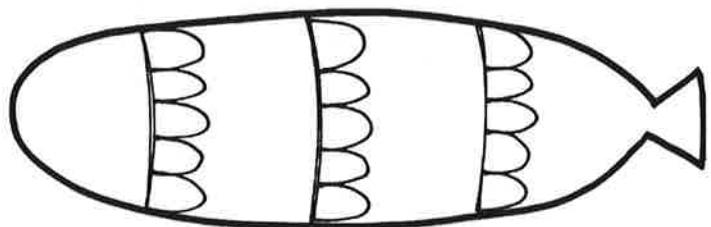
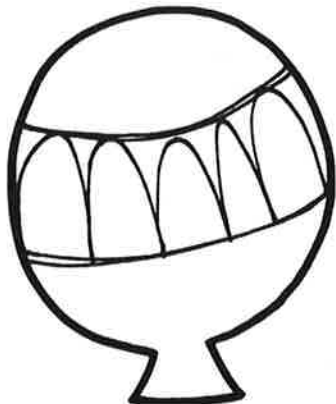
Name: \_\_\_\_\_

Cut and paste the balloons onto the strings.



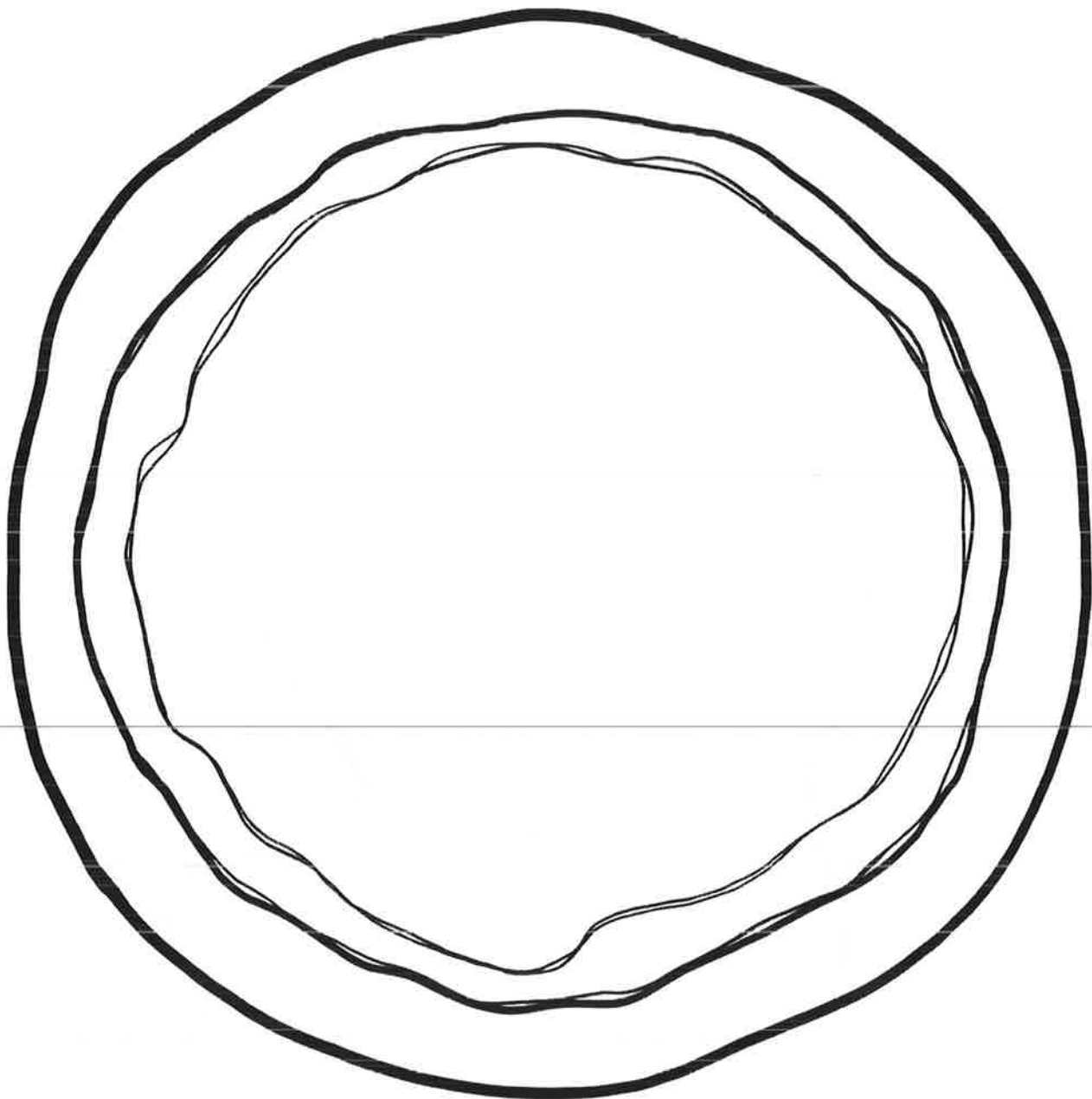
Easy Peasy Lemon Squeezy @ [teacherspayteachers.com](http://teacherspayteachers.com)

---

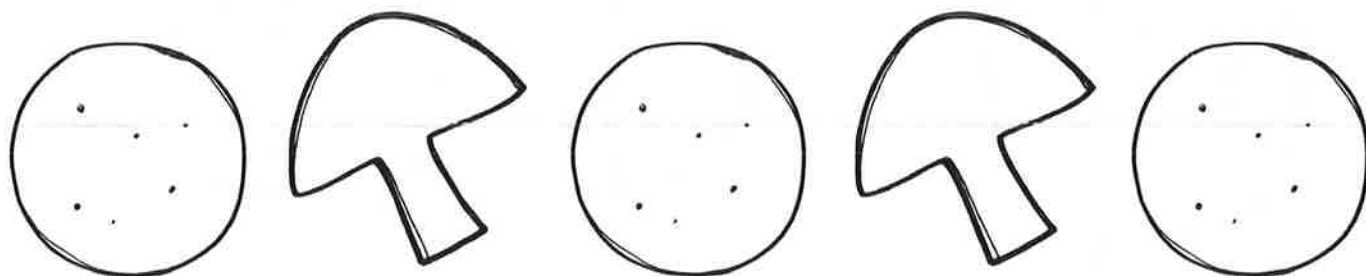


Name: \_\_\_\_\_

Cut and paste the pizza and mushrooms onto the pizza.




Easy Peasy Lemon Squeezy @ [teacherspayteachers.com](http://teacherspayteachers.com)




Name: \_\_\_\_\_

Cut and paste the apples onto the tree.



Easy Peasy Lemon Squeezy @ [teacherspayteachers.com](http://teacherspayteachers.com)



Name: \_\_\_\_\_

Cut and paste the candles on top of the cupcakes.




Easy Peasy Lemon Squeezy @ [teacherspayteachers.com](http://teacherspayteachers.com)





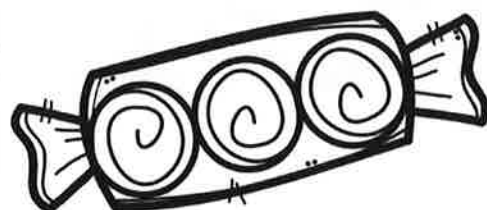

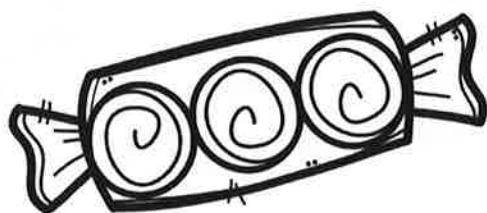
Name: \_\_\_\_\_

Cut and paste the candy into the bag.



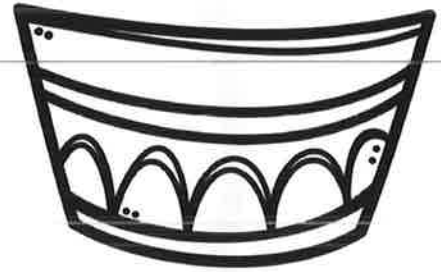
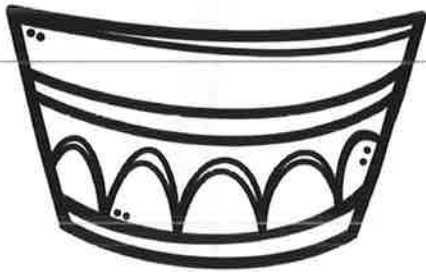
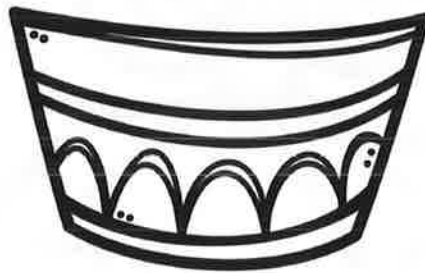
Easy Peasy Lemon Squeezy @ [teacherspayteachers.com](http://teacherspayteachers.com)

---






Name: \_\_\_\_\_

Cut and paste the cupcake tops onto the  
cupcake bottoms.




Easy Peasy Lemon Squeezy @ [teacherspayteachers.com](http://teacherspayteachers.com)

---







Name: \_\_\_\_\_

Cut and paste the bugs into the jar.

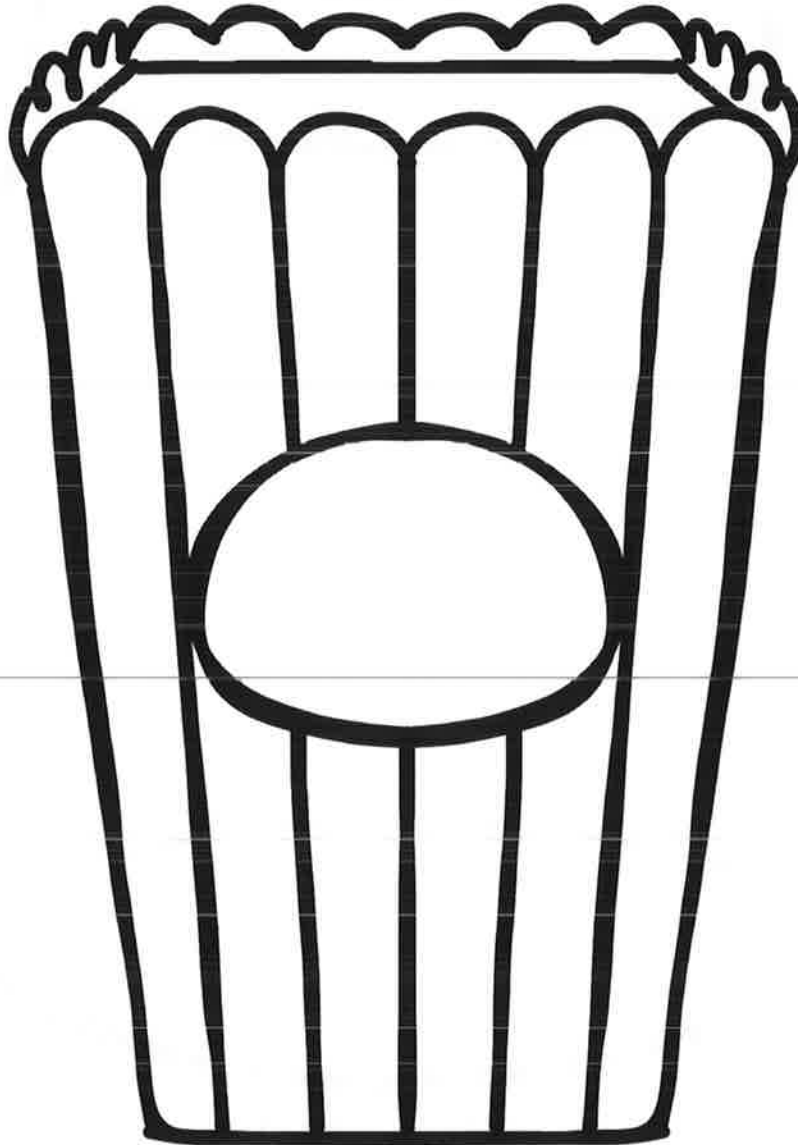


Easy Peasy Lemon Squeezy @ [teacherspayteachers.com](http://teacherspayteachers.com)





Name: \_\_\_\_\_

Cut and paste the popcorn into the popcorn box.



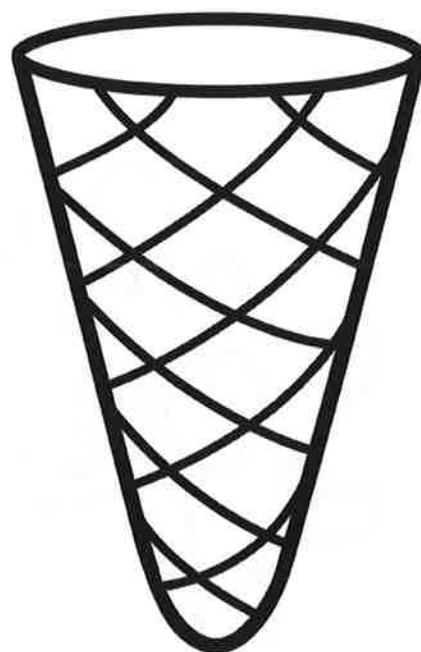
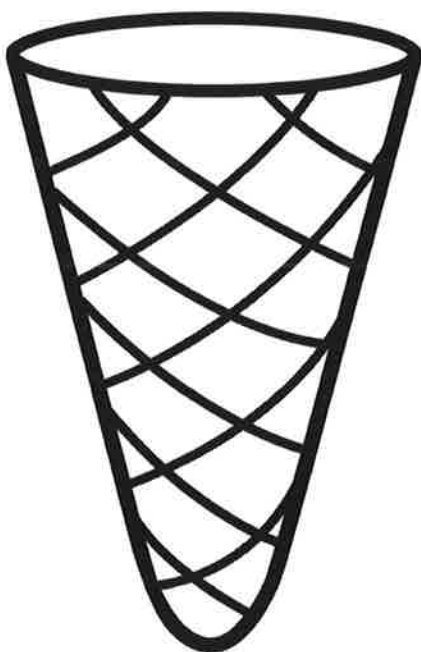
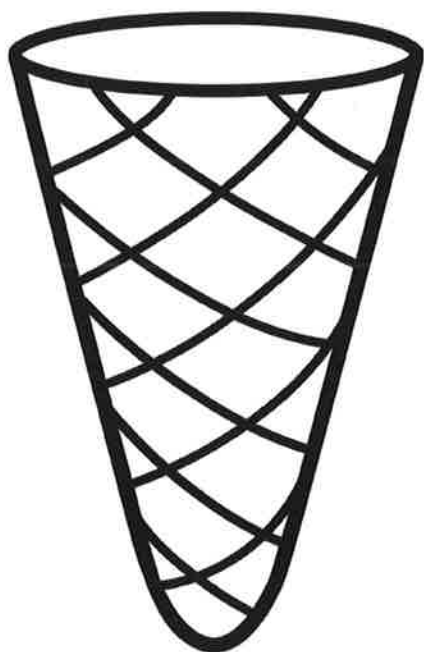
Easy Peasy Lemon Squeezy @ teacherspayteachers.com








Name: \_\_\_\_\_

Cut and paste the ice cream onto the cones.




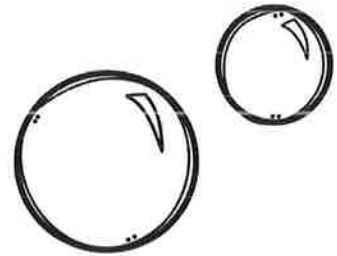
Easy Peasy Lemon Squeezy @ [teacherspayteachers.com](http://teacherspayteachers.com)

---






Name: \_\_\_\_\_

Cut and paste the starfish in the ocean.



Easy Peasy Lemon Squeezy @ [teacherspayteachers.com](http://teacherspayteachers.com)






Name: \_\_\_\_\_

Cut and paste the fish into the fish bowl.




Easy Peasy Lemon Squeezy @ [teacherspayteachers.com](http://teacherspayteachers.com)




Name: \_\_\_\_\_

Cut and paste the baby birds into the nest.




Easy Peasy Lemon Squeezy @ [teacherspayteachers.com](http://teacherspayteachers.com)




Name: \_\_\_\_\_

Cut and paste the teddy bear into the wagon.




Easy Peasy Lemon Squeezy @ teacherspayteachers.com





Name: \_\_\_\_\_

Cut and paste the sunglasses onto the girl.




Easy Peasy Lemon Squeezy @ [teacherspayteachers.com](http://teacherspayteachers.com)

---





Name: \_\_\_\_\_

Cut and paste the silly mustaches onto the kids.



Easy Peasy Lemon Squeezy @ [teacherspayteachers.com](http://teacherspayteachers.com)





# My Math Journal


Name: \_\_\_\_\_

# My Math Journal


Name: \_\_\_\_\_



Color the tallest cowboy.

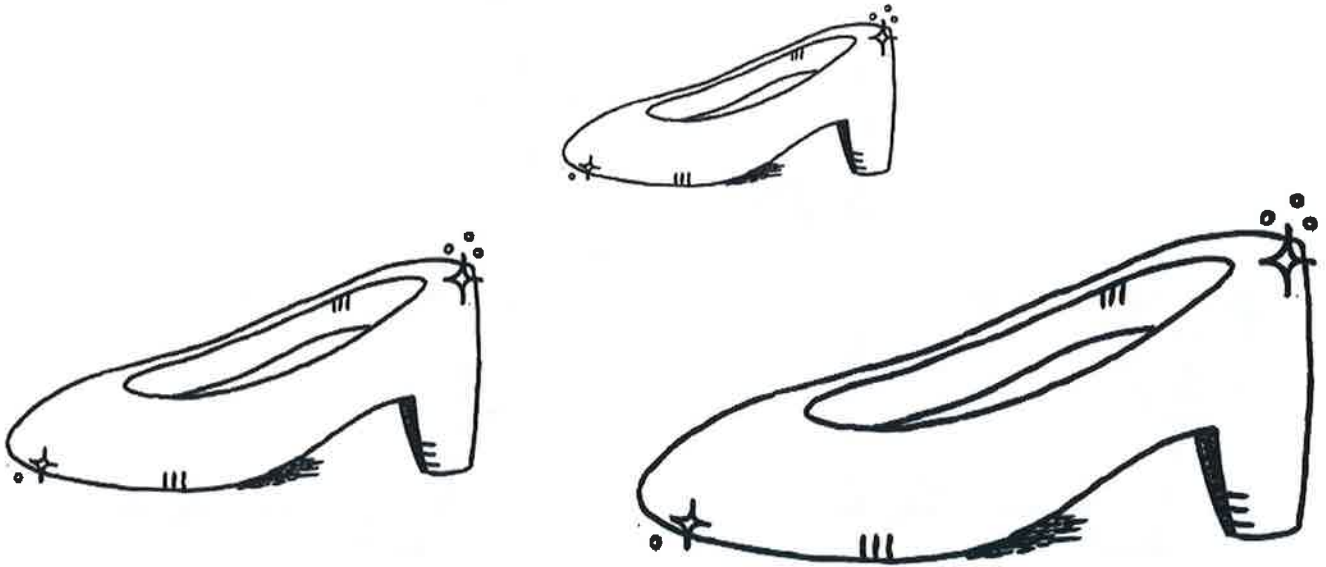


Color the shortest cactus.

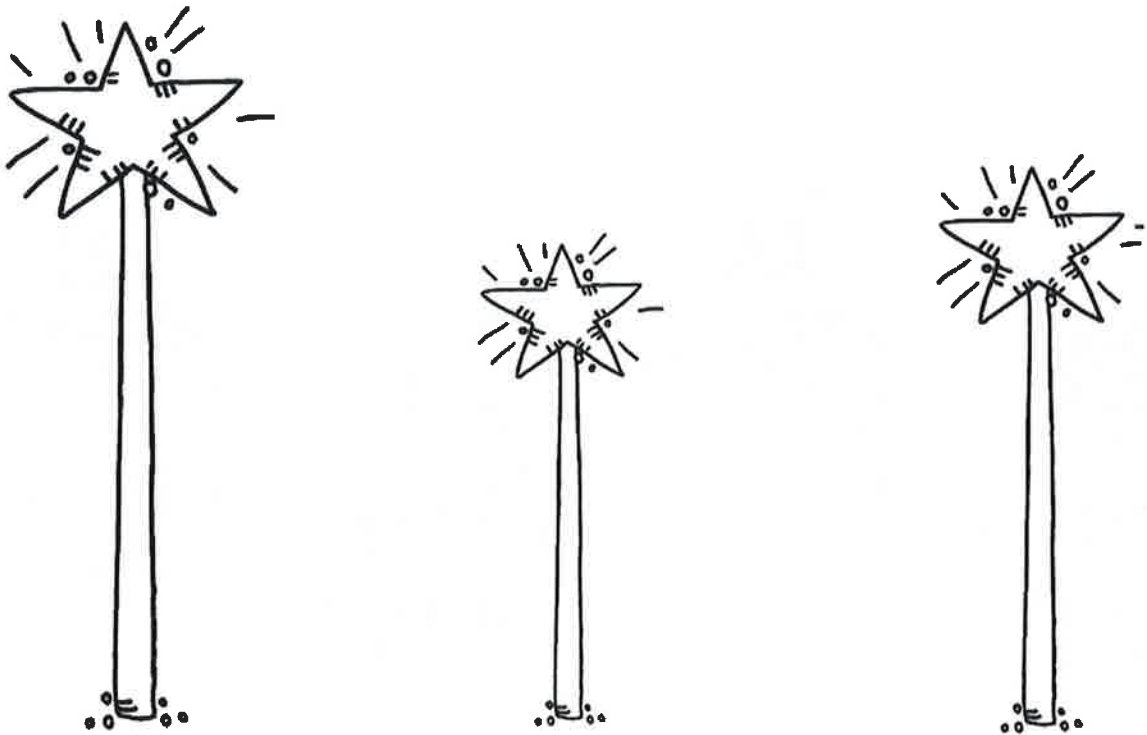





Color the largest shoe.



Color the smallest wand.




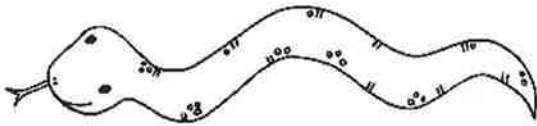
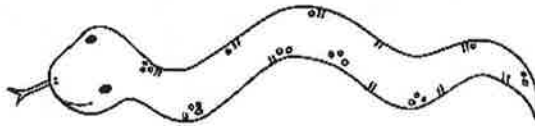
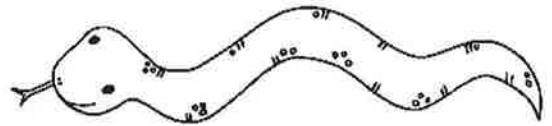
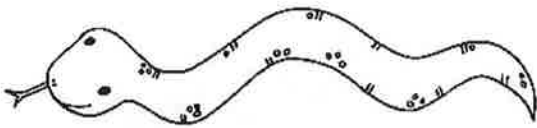
Color 1 bear.



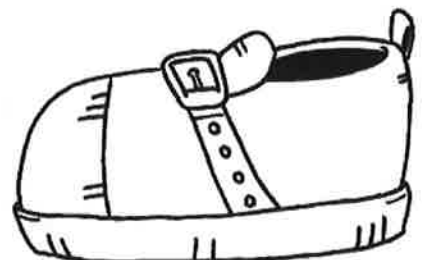
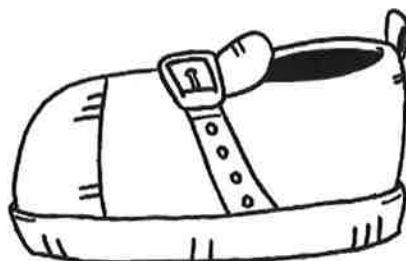
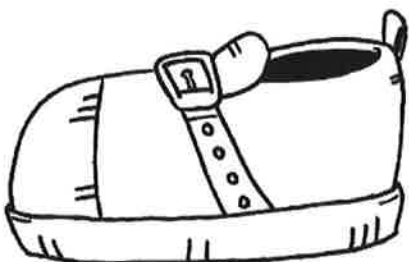
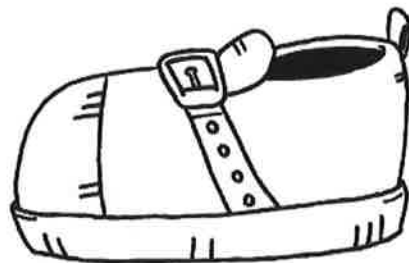
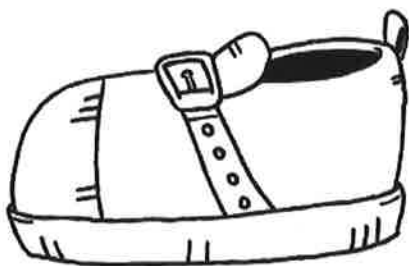
Color 2 cupcakes.




Color 3 snakes.



Color 4 shoes.




Color 5 spiders.




Draw 3 ants on the hill.



Draw 6 polka dots on the girl's dress.





Draw 8 sprinkles on the cupcake.






Color the heart.




Color the circle.




How many snails are there? Circle the number.

2 3 4 5



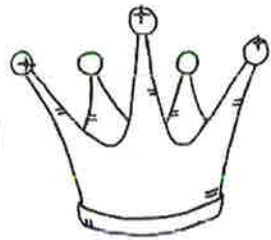



How many legs does the octopus have?


3 5 6 8




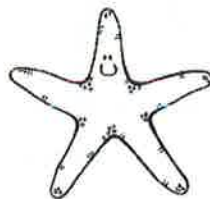

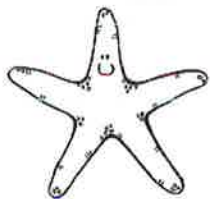
Which comes next in the pattern?





Circle one.



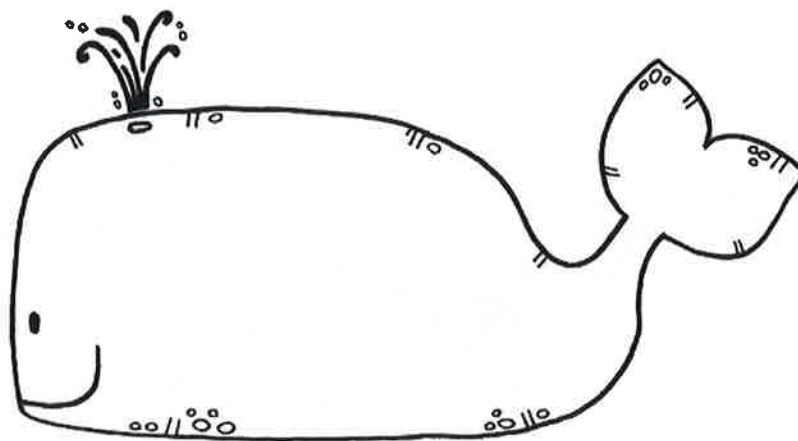
Which comes next in the pattern?




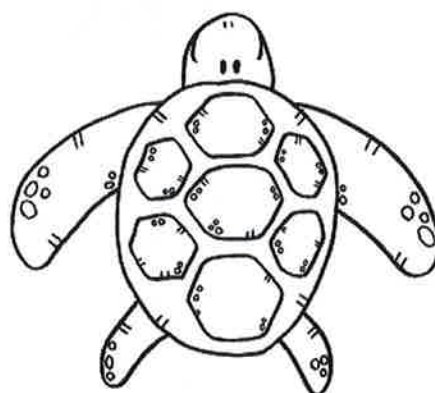

Circle one.



Color the whale. Trace the number one.




Color the sea turtles. Trace the number two.






Color the dolphins. Trace the number three.



3 3 3 3


Color the jellyfish. Trace the number four.



4 4 4 4




Color the lobsters. Trace the number five.

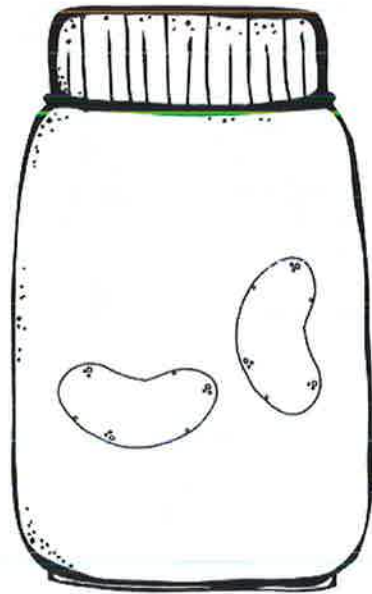
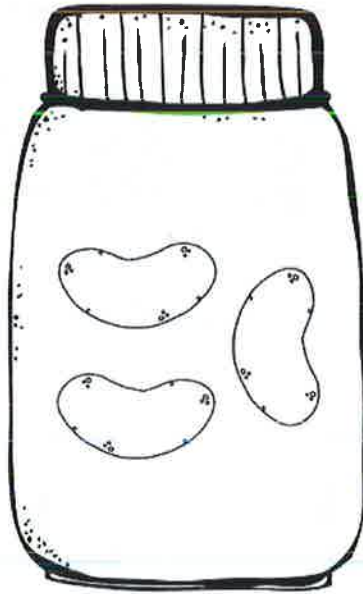
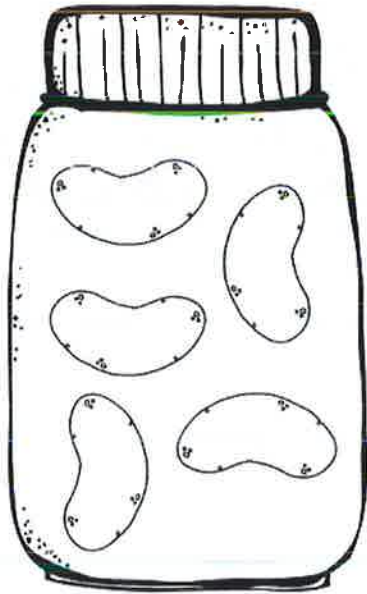


5 5 5 5




Draw 4 apples on the tree.




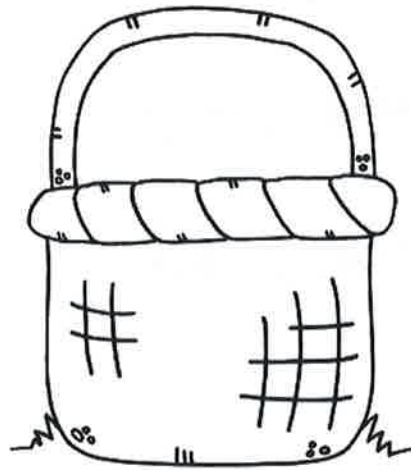

Color the jar that contains the most jellybeans.



Color the basket that contains the least flowers.

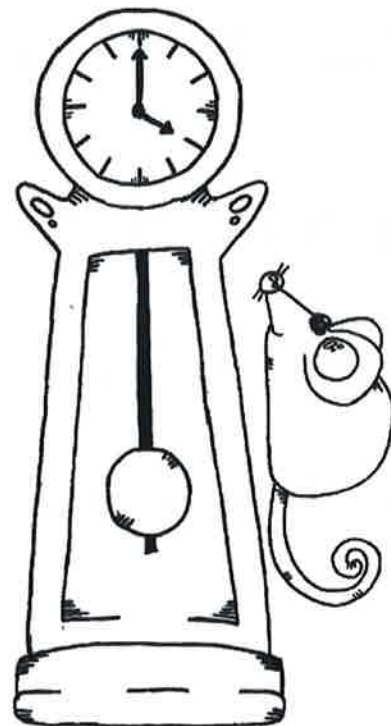


Color the animal that would fit inside the basket.



Where is the mouse?


- beside the clock
- above the clock
- below the clock





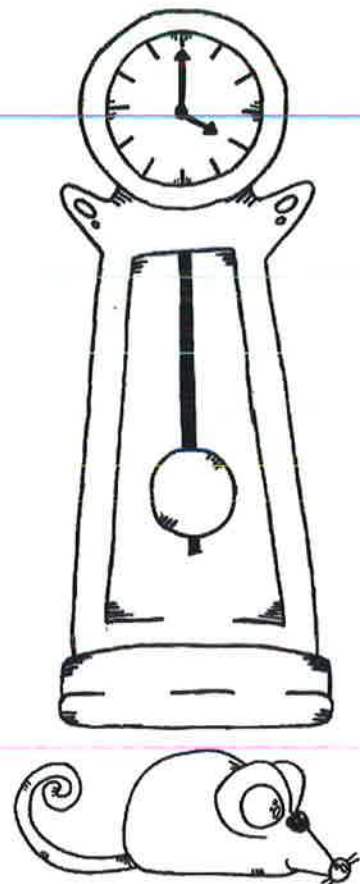
Where is the mouse?

- beside the clock
- above the clock
- below the clock





Where is the mouse?

- beside the clock
- above the clock
- below the clock



Color the animal that could fit inside the bucket.



Fill in the missing numbers.

1 2  4 5 6  8 9

clipart by:



Stephanie Wyatt  
Teacherspayteachers.com



Super cute stuff! Check it out!