

# PK 2 Classroom Kid Bits

## WHAT WE ARE LEARNING:

Letter: REVIEW ALL LETTERS

Number: 1-10

Color: **YELLOW**

Shape: Hexagon



DAILY SCHEDULE IS ATTACHED

WEEK OF: May 4-May 7

## Circle Time:

- Review Alphabet
- Review days of the week.
- Count to 10
- Count to 20
- Review Colors & shapes
- Sing a song
- Read a book

## Daily Work:

- Pre-writing paper-have students trace lines from TOP to BOTTOM.
- Cutting practice- have students cut on the dotted lines.
- Color/Follow Directions:
  - Have students color the objects a specific color.
- Pre-writing paper: Trace lines from left to right.
- Cutting practice- have students cut on the dotted lines.

## Jesus Time:

Jesus Goes Back to Heaven

Luke 24: 44-53, Acts 1:1-14

Theme: Know that Jesus is Near.

## Activities:

Make fork tulip pictures: Use a fork laid in paint to make a flower - draw a stem.

Make paper plat flowers. Cut notches for petals in plate and paint.

Make finger print paint flower picture.

Make flowers out of playdoh and q-tips. Q-tips are petals.

## Books we are Reading!

Fun action books!

Be sure and check online for teacher readings.

<http://www.trinityschoolsa.com/educational-videos>

User Name: parent Password: Trinity20

## ABC MOUSE LOGIN

User/Email: [ron@tlcsanangelo.com](mailto:ron@tlcsanangelo.com)

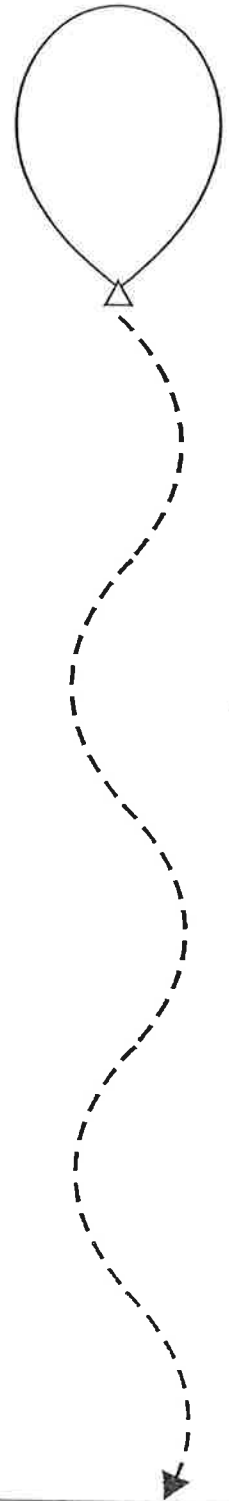
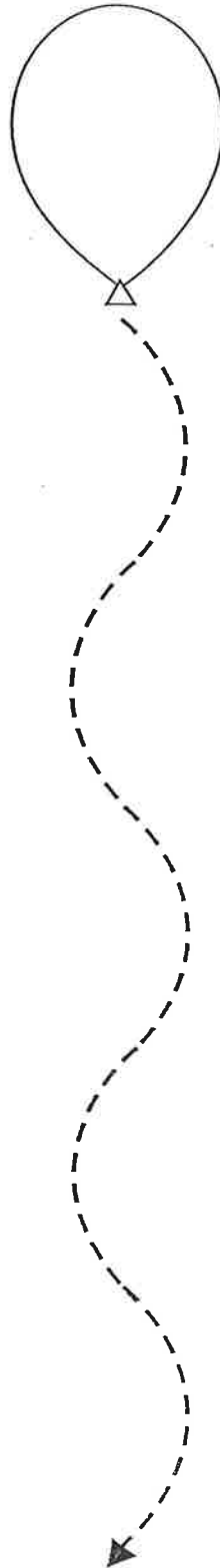
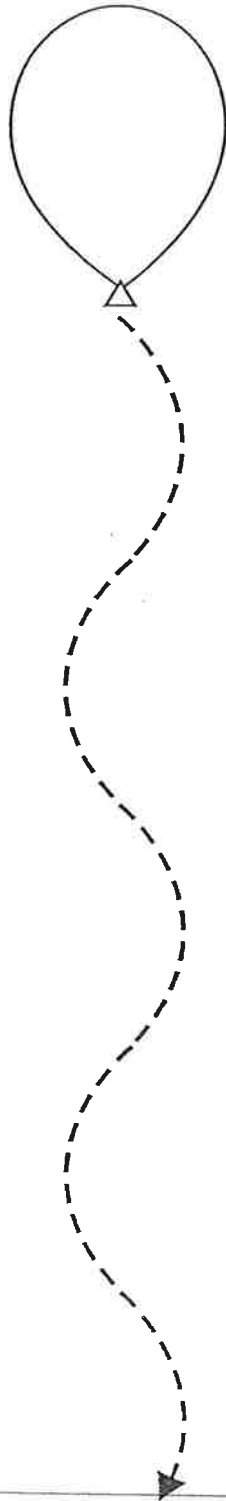
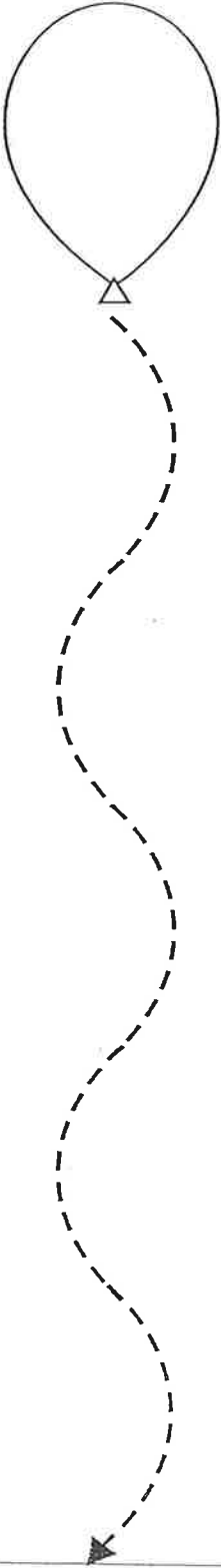
Password: trinity1



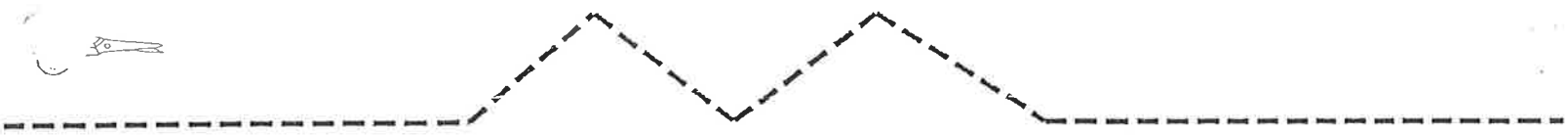
Name: \_\_\_\_\_

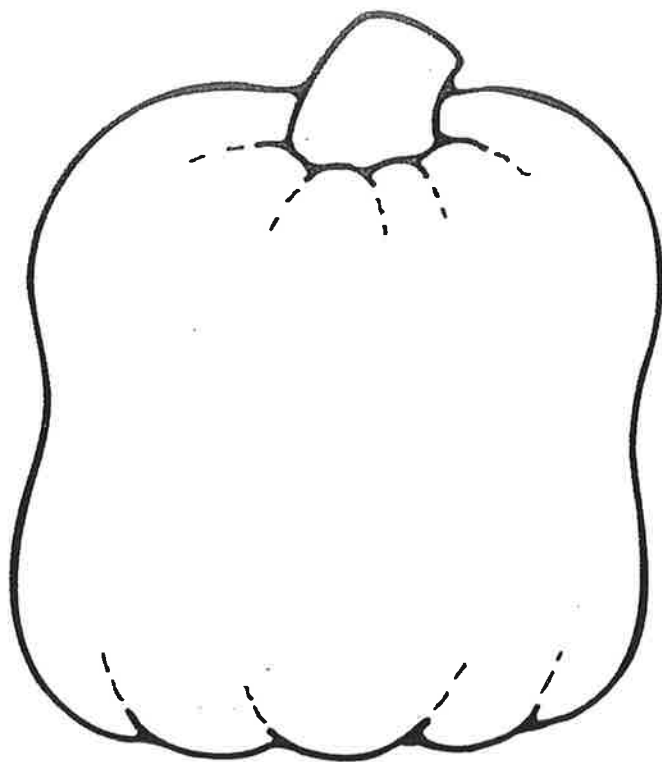
Prewriting

# Complete the Balloons


Trace the lines to finish drawing the balloons.



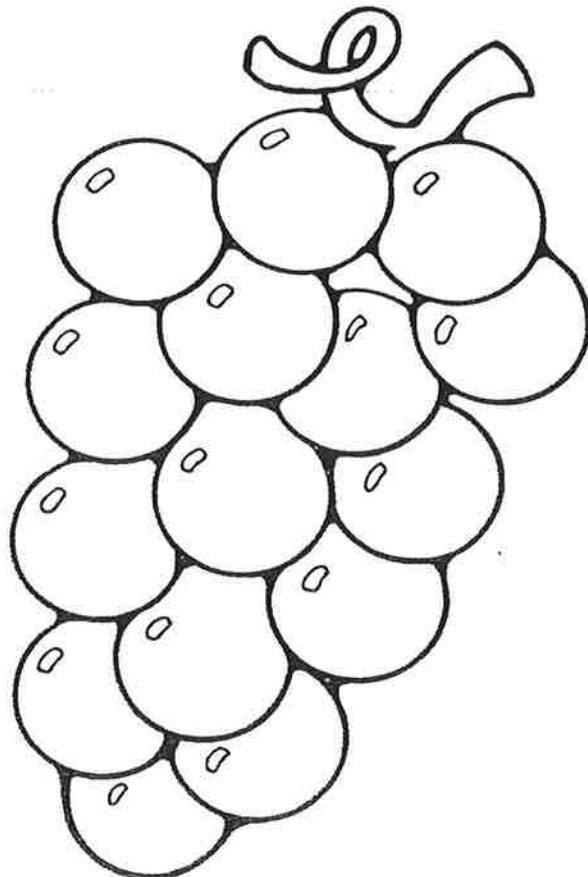




**orange pumpkin**



**pink heart**



**purple grapes**



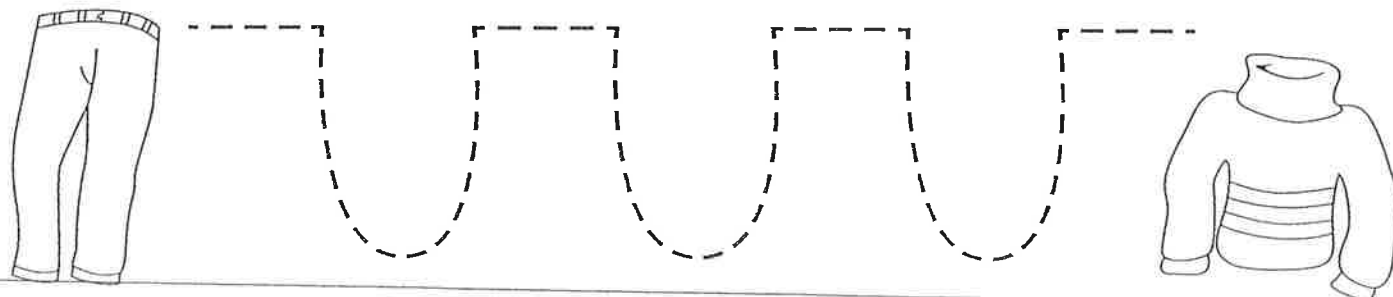
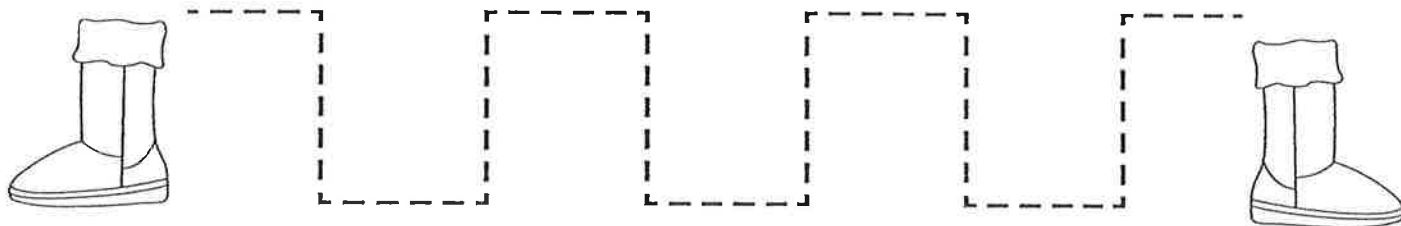
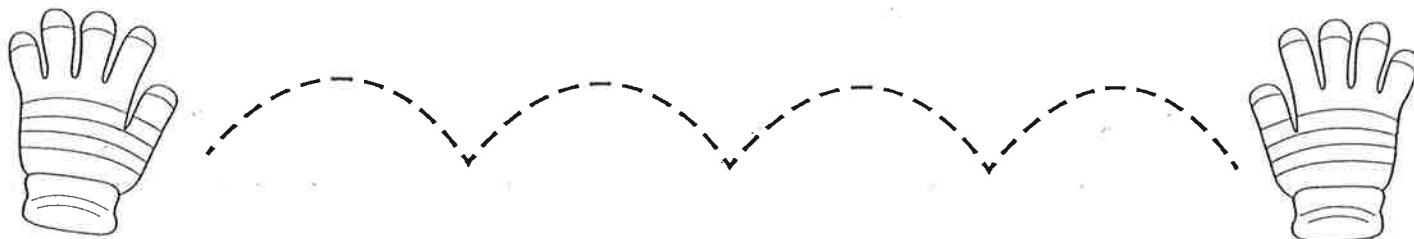
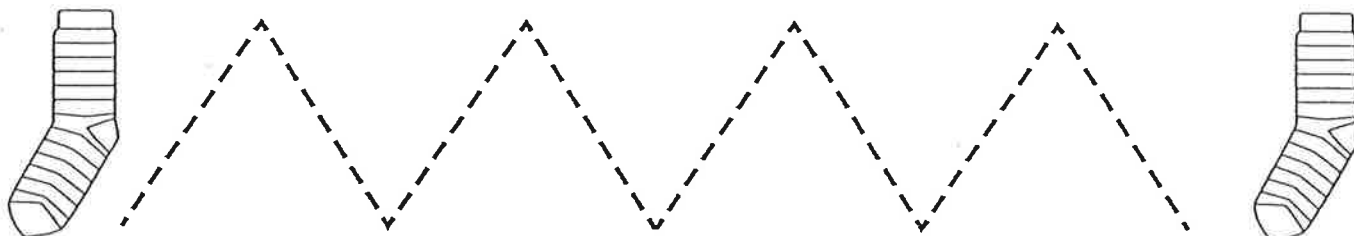
**brown bear**

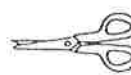
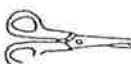
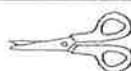
Name: \_\_\_\_\_

Prewriting

# Match the Items

Trace the lines to bring the items together.





Luke 24:44-53;  
Acts 1:1-14

# Jesus Goes Back to Heaven

# 29



Jesus stayed on earth 40 days after He rose from the dead. He told His disciples, “Go to all the people in the whole world. Make them My disciples. Baptize them in the name of the Father, Son, and Holy Spirit. Teach them all about Me. And remember, I will always be with you.”

Jesus also promised His disciples a special gift from heaven. He said, “Stay in Jerusalem and wait. Wait for My gift—the Holy Spirit.”

Then, one day Jesus led His disciples out of Jerusalem. It was time for Jesus to go back to heaven. Jesus told the disciples, “The Holy Spirit will come to you. You will be filled with God’s power. And you will tell people all over the world about Me.”

Jesus lifted His hands and blessed the disciples. Then He began to rise from the earth. Higher and higher He went. The disciples watched Jesus rise in the sky. A cloud floated across the sky. It hid Jesus. Now the disciples could not see Him. But they still looked up at the sky.

Suddenly two angels stood beside the disciples. They were dressed in white. The angels said, “Why are you looking up at the sky? Jesus has gone to heaven. But He will come back in the same way you saw Him go.” Then the disciples walked back to Jerusalem. They felt very happy. They knew He would return. And they believed that He would always be with them.

## Know that Jesus is near.

*Parents:* Show a picture of Jesus to your child. Say, “Here is a picture of Jesus. He looks like a man. But He is much more. He is God. He is all-powerful.” Explain that even though we can’t see Jesus, He’s still with us right now and watches over us. Someday we will see Him face-to-face. He will come back again to take us to be with Him in heaven.

