

PK 2 Classroom Kid Bits

WHAT WE ARE LEARNING:

Letter: REVIEW ALL LETTERS

Number: 1-10

Color: **YELLOW**

Shape: Hexagon



DAILY SCHEDULE IS ATTACHED

WEEK OF: April 27- May 1

Circle Time:

- Review Alphabet
- Review days of the week.
- Count to 10
- Count to 20
- Review Colors & shapes
- Sing a song
- Read a book

Daily Work:

- Pre-writing paper-have students trace lines from TOP to BOTTOM matching flower to stem.
- Pre-writing paper: Trace lines from left to right.
- Talk about a traffic light. Say poem at bottom, have child color.
- Pre-writing- Trace lines from left to right.
- Cutting practice- have students cut on the dotted

Jesus Time:

Jesus Appears to Two Disciples

Luke 24: 13-35

Theme: Share the Good News!

Activities:

Paper Plate Craft: have your child color a plate and then cut in a spiral.

Leaf rubbing: Go outside and get leaves, put under a paper and have them rub a crayon on top of the paper.

Make rain sticks out of paper towels or toilet paper tubes. Have student color and decorate. Get a piece of foil and make it into small snake. Cover one end of the tube and put foil on a few beans or rice inside. Seal the other end.

ABC MOUSE LOGIN

User/Email: ron@tlcsanangelo.com

Password: trinity1

Books we are Reading!



Any fun book.

Name: _____

Prewriting

Complete the Flowers

Trace the lines to finish drawing the flowers.



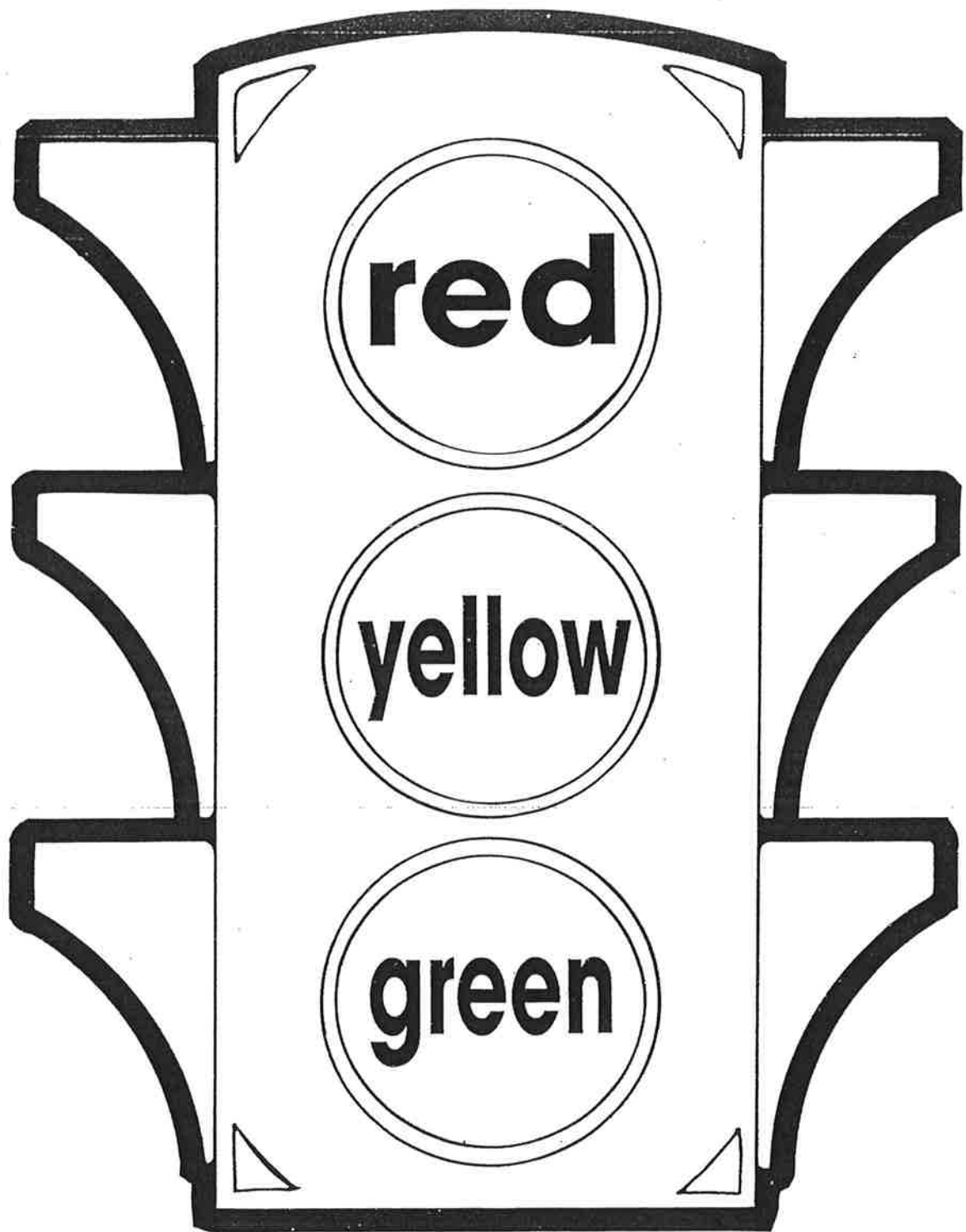
Prewriting

Over the Puddle

Move the balls over the puddle by tracing the curved lines.

The activity consists of four rows, each representing a different ball and a puddle. A dashed curved line with an arrowhead at the end indicates the path from the ball to the puddle. The puddles are drawn with simple, rounded outlines and some internal lines to suggest liquid.

Name: _____



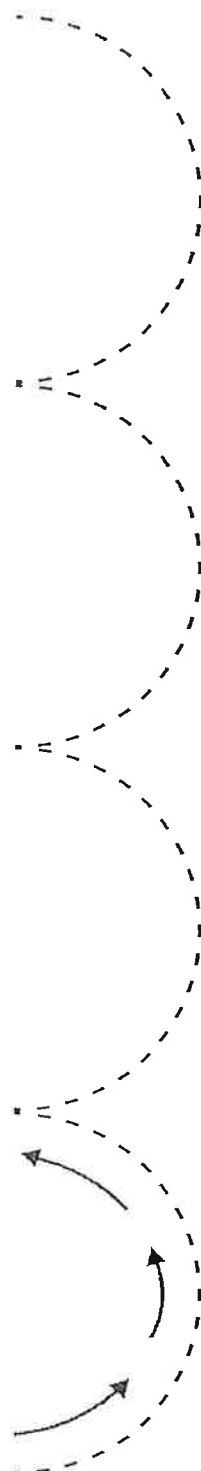
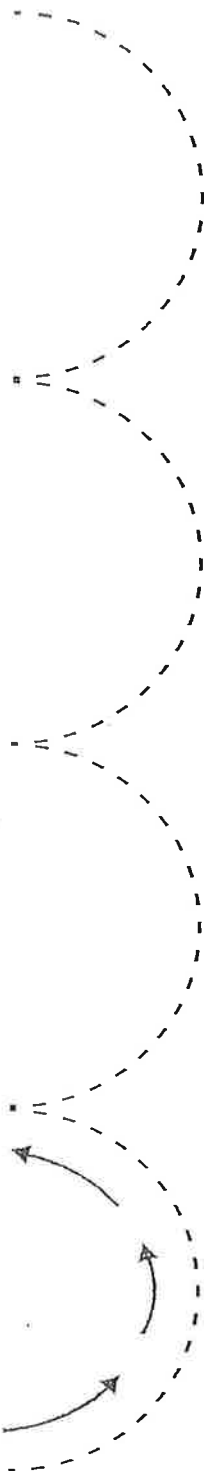
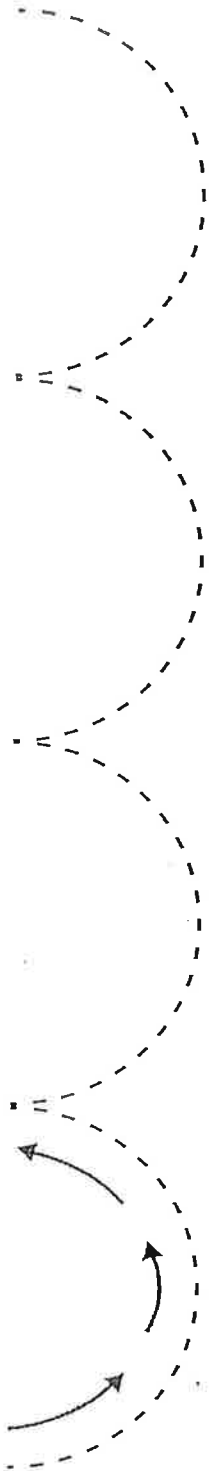


**Red on top.
Green below.
Red says, "Stop!"
Green says, "Go!"
Yellow says, "Wait!"
Even if you're late.**

Prewriting

Fish Swimming

Help the fish swim around the waves by tracing the lines.

Name: _____



Cut along
the dotted lines.



Jesus Appears to Two Disciples

28



Late in the day that first Easter Sunday, two people walked toward Emmaus. That town was about seven miles from the city of Jerusalem. As these two disciples walked down the road, they talked about Jesus. Why did He die? Where was His body?

Suddenly a man came up and walked with them. It was Jesus, but they did not know Him. He asked, "What are you talking about?" One of them asked, "Are you the only person who hasn't heard what has happened?" Jesus said, "Tell Me." They told Him, "Three days ago some enemies of Jesus nailed Him to a cross, and He died. Today, women went to His grave. They could not find His body. They said they saw angels. The angels told them that Jesus is alive."

Jesus said, "Why don't

you believe God's Word? This was just as God planned. Jesus came to take your place to save you and all people from sin. Now Jesus has risen. He has won the victory over sin and death."

Jesus kept talking with them about God's promise to send a Savior. At last they came to Emmaus. They begged Jesus, "Please stay with us. It is very late." So Jesus stayed.

They set out some food. Jesus picked up the bread and blessed it. He broke it and gave it to them. Suddenly the two disciples knew He was Jesus. Just as quickly Jesus went away. They could not see Him anymore. The two disciples said, "Wasn't it wonderful walking with Him? Wasn't it exciting talking with Him?" Then they ran back to Jerusalem to tell the other friends of Jesus they had seen Him alive.

Share the Good News.

Parents: That first Easter Sunday was filled with excitement and with lots of running to tell the news. Play an Easter game with your child. Run to a location in your house (do not hide) and shout, "It's Easter!" Then your child may run to where you are and shout, "Jesus is alive!" Continue the game in this manner. Conclude the game with a thank-You prayer to God.

