

# PK 2 Classroom Kid Bits

## WHAT WE ARE LEARNING:

Letter: REVIEW ALL LETTERS

Number: 1-10

Color: **PURPLE**

Shape: Oval



DAILY SCHEDULE IS ATTACHED

WEEK OF: April 20- April 24

## Circle Time:

- Review Alphabet
- Count to 10
- Count to 20
- Review Colors & shapes

## Daily Work:

- Pre-writing paper- have students trace lines between objects
- Cutting practice- have students cut on the dotted lines.
- Color/Listening paper- have students color the insect the color you tell them.
- Pre-writing paper- have students draw lines on yo-yo from BOTTOM to TOP.
- Cutting Practice- have students cut on the dotted line.

## Jesus Time:

The 1<sup>st</sup> Easter

Matthew 28:1-15 John 20:1-18

*Theme: Hooray! Jesus is alive!*

## Activities:

Play with playdoh

Paint rocks

Spring clean: Get a bucket with soap for outside and have them clean toys

Make a rainbow out of fruit loops, pom-poms, finger-paint (Attached) cotton for the clouds.

## Books we are Reading!

*Spring Themed Books*

## ABC MOUSE LOGIN

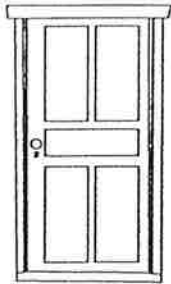


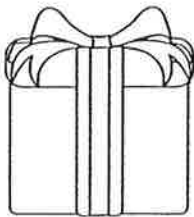

User/Email: [ron@tlcsanangelo.com](mailto:ron@tlcsanangelo.com)


Password: trinity1

Name: \_\_\_\_\_

# Match the Shapes

Trace the horizontal lines to match the shapes.

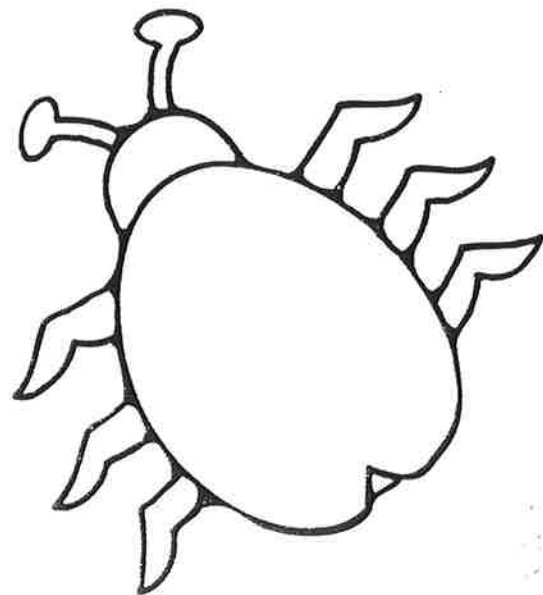

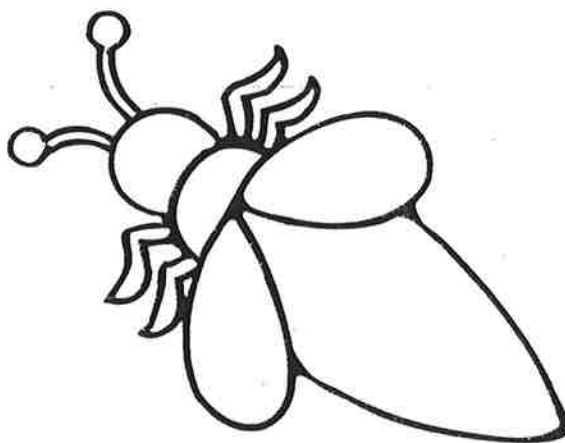






Cut along  
the dotted lines.



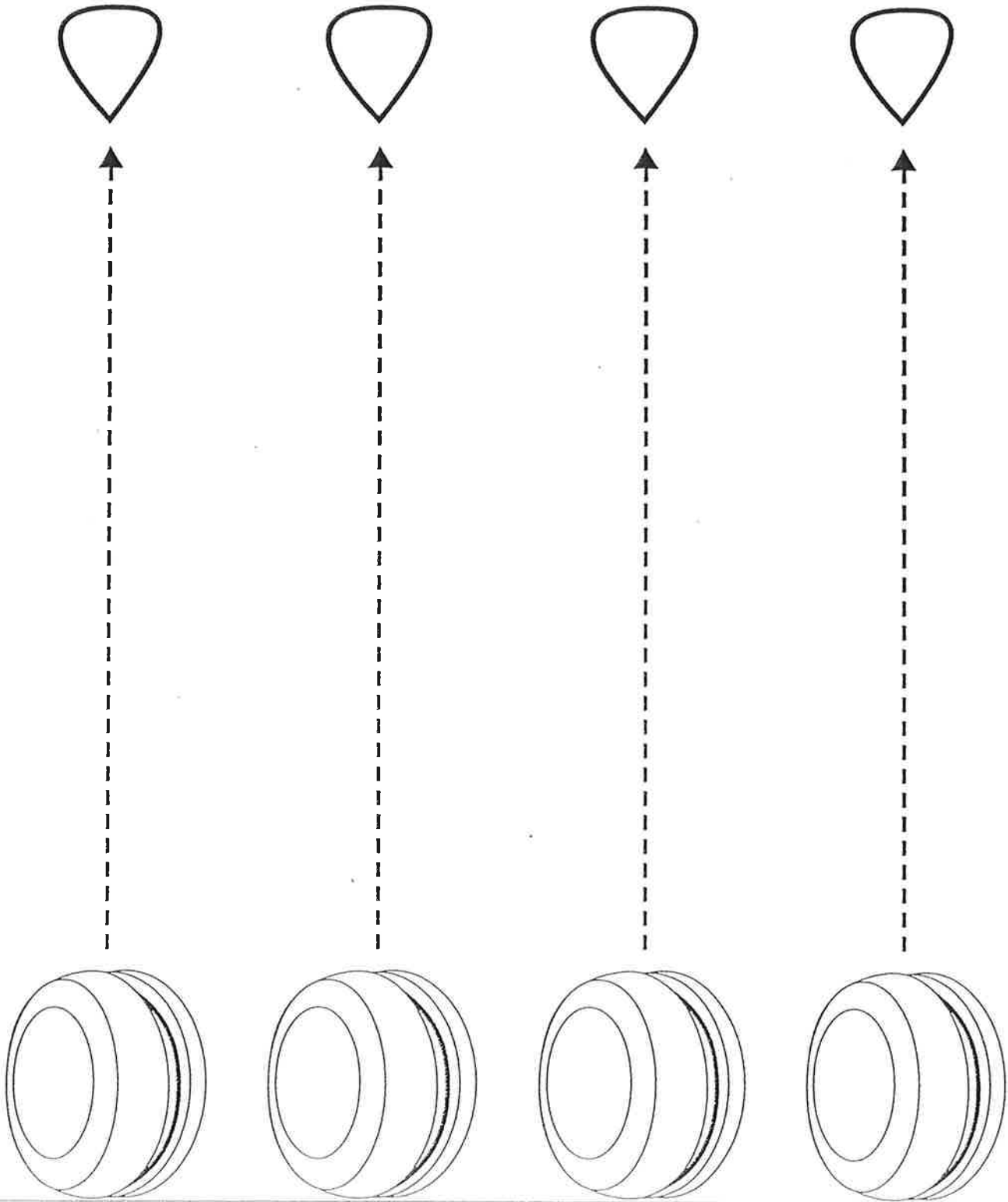
Color each bug one of these colors: pink, orange, purple, brown, black and white.



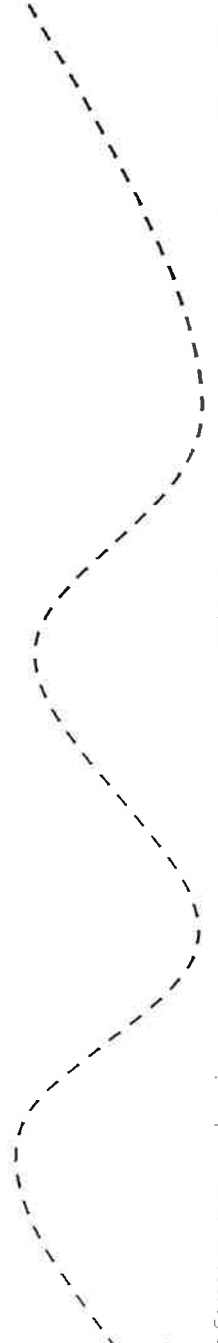
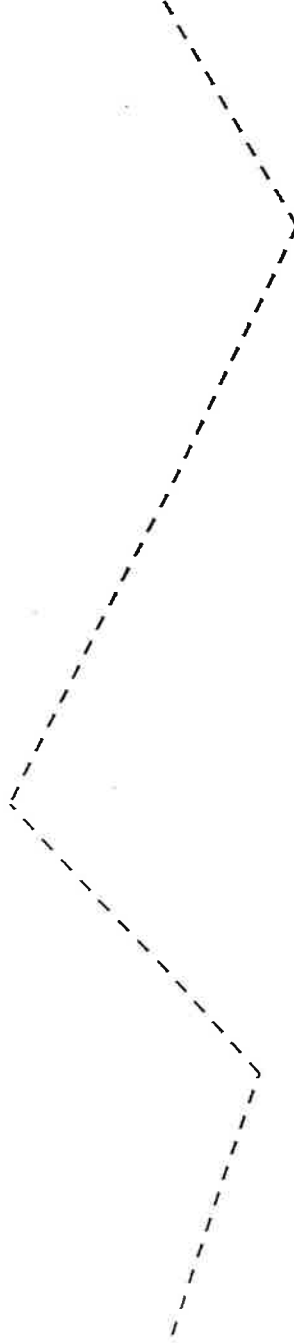
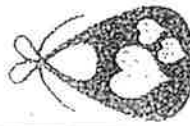

Name: \_\_\_\_\_

# Roll the Yo-Yo

Roll the yo-yos back up by tracing the vertical lines.




Oh Baby! Baby Emma's clothes are all over her room. Use your scissors to put them in the laundry basket.



# The First Easter

Matthew 28:1-15;  
John 20:1-18



# 27

On Sunday morning, some women walked to Jesus' grave. They carried spices and oils to put on Jesus' body. They asked one another, "Who will roll the big stone away for us?" But when the women got there, they saw that someone had moved the stone.

Mary Magdalene thought someone had taken Jesus. She ran to tell Peter and John. The other women looked into the grave. They saw two angels dressed in white. One angel said, "You are looking for Jesus. But He is not here. He has risen just as He promised. Go tell His disciples." On the way back to Jerusalem, Jesus appeared to the women. They were so happy to tell everyone that Jesus is alive.

Meanwhile, Mary Magdalene did not know that Jesus had risen. She told the disciples that His body was

missing. Peter and John ran to the grave. Mary followed behind. They saw the cloth Jesus had been wrapped in. But they did not see Jesus or the angels.

Peter and John went home, but Mary stayed and looked inside Jesus' grave. She saw two angels. One angel asked her, "Why are you crying?" Mary answered, "They have taken Jesus away." Just then Mary turned around. She saw a man standing behind her. Mary thought He was the gardener. He asked, "Who are you looking for?" Mary said, "If you took Jesus away, tell me where you have put Him." The man said, "Mary!" Now Mary knew He was Jesus. She cried, "Master! My dear Lord!" Now Mary was so happy! Jesus told her, "Tell My disciples that I am alive."

**Hooray!**  
**Jesus is alive.**

*Parents:* Use a towel, pillowcase, or white clothing to dress your child as an angel. (The Bible describes the angel as looking like a man dressed in a white robe as bright as lightning.) You can use the space underneath the kitchen table as a tomb. Have the child push aside a large cushion or pillow (as the stone that blocked Jesus' grave). Announce, "Jesus is not here! He has risen!"

