

# PK 2 Classroom Kid Bits

## WHAT WE ARE LEARNING:

Letter: V v

Color: **PURPLE**

Shape: Oval 

DAILY SCHEDULE IS ATTACHED

WEEK OF: March 30- April 3

## CIRCLE TIME LEARNING:

- DAYS OF THE WEEK
- Count to 10 or 20
- ALPHABET
- REVIEW COLORS/SHAPES
- Sing Fun song w/movement
- READ A BOOK

## TABLE WORK:

- PG1; Glue stickers onto Z
- PG2 Dobber, finger-paint Z
- PG3 Zebra: Have student color.
- PG4: Attiteration: Talk about the items on the page all have Z sound- color.

## Jesus Time:

Jesus in Gethsemane

Matthew 26:30-56 John 18:1-11

*Theme: We are weak, but He is strong*

## CRAFT IDEAS:

Dye Easter eggs

Easter bunny-have children glue cotton balls on bunny. Draw eyes, nose... (attached)

Tissue paper cross- have child "ball up" tissue paper pieces and glue on cross (attached)

If you have resurrection eggs- hide them and talk about story!

## ABC MOUSE LOGIN

User/Email: [ron@tlcsanangelo.com](mailto:ron@tlcsanangelo.com)

Password: trinity1

## Books we are Reading!


*Spring Themed Books- The Very Hungry Caterpillar*

*Easter Themed Books*

b teach

Letters Zz

D'Nealian

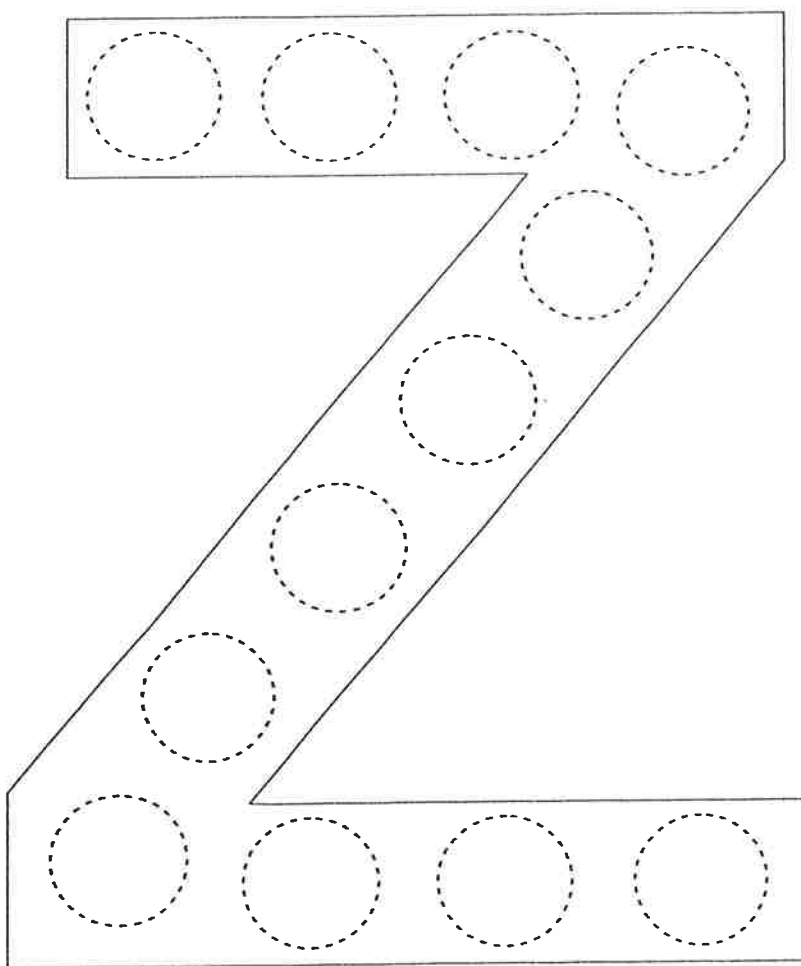




Name \_\_\_\_\_

Alphabet Worksheet  
Dot Art Alphabet - Letter Z

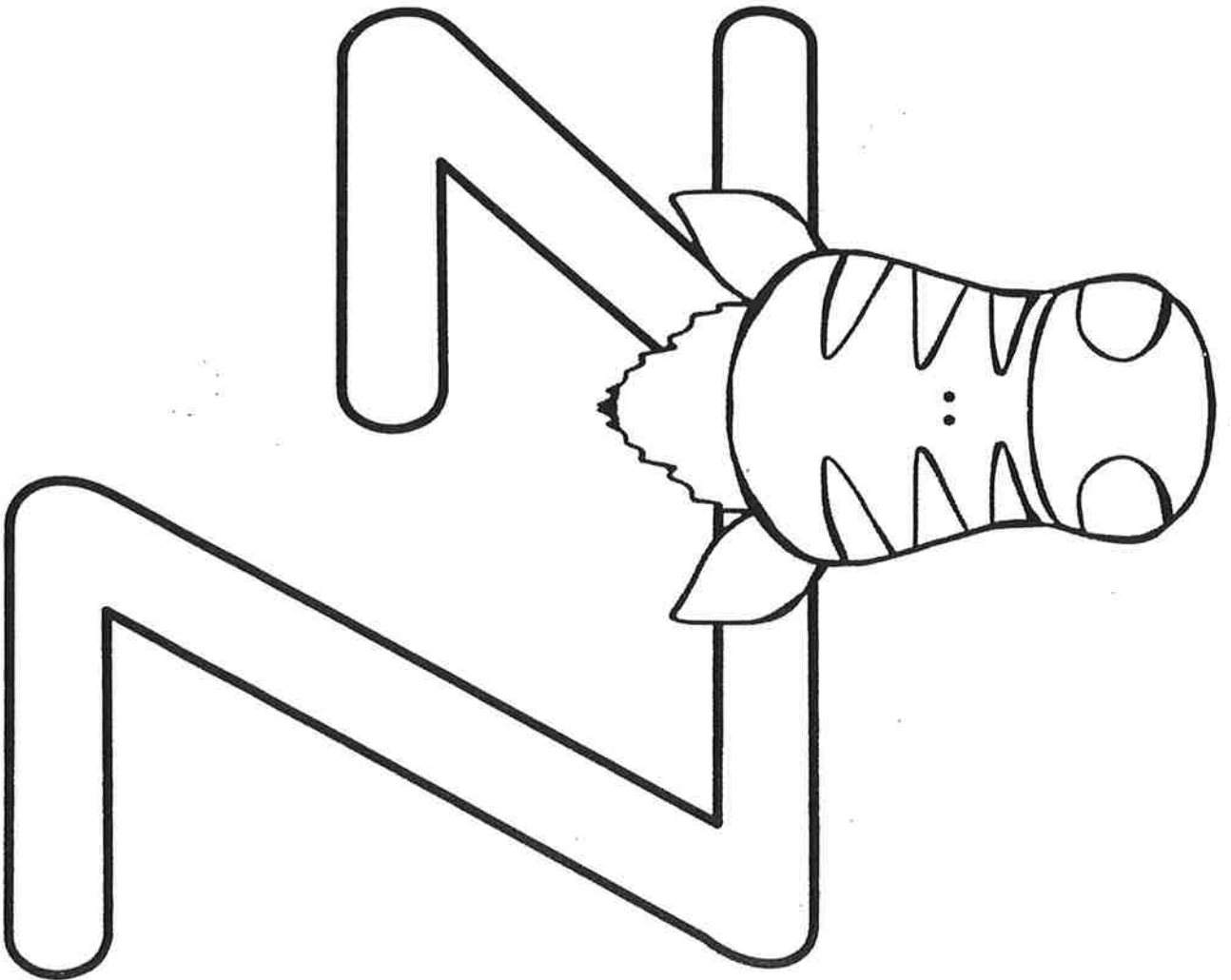
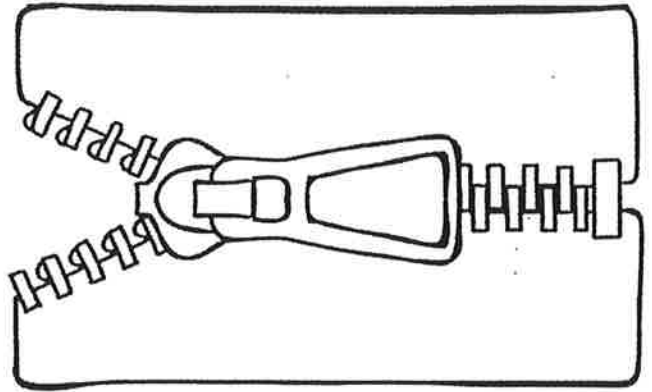

Use a dot art stamper (bingo dauber), pom poms or stickers to fill in the circles of the letter Z.





A B C D E F G H I J K L M N O P Q R S T U V W X Y Z



ZEBRA







---

With the cross God won the victory. . . . Colossians 2:15 (ICB)

---