

PK 4 Classroom Kid Bits

REVIEW WEEK

The Letter: ALL

(Worksheets are attached)

WEEK OF: May 18- May 22

DAILY SCHEDULE IS ATTACHED

Books we are Reading!

ANY BOOKS.

Religion:

ACTS 8:26-40

"The Man from Africa"

- Talk about sharing the love of Jesus and why it is important to share his message!
-

SCIENCE:

Collect items from around the house and use as an experiment to see which sink or float.

Craft/Extended Learning:

Graduation Crafts!

MATH:

Writing 1-20

Counting by 2s, 5s, 10s

Domino adding

Be sure and check online for teacher readings and educational videos.

<http://www.trinityschoolsa.com/educational-videos>

User Name: parent

Password: Trinity20

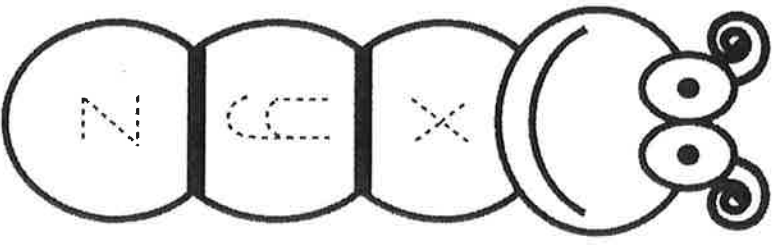
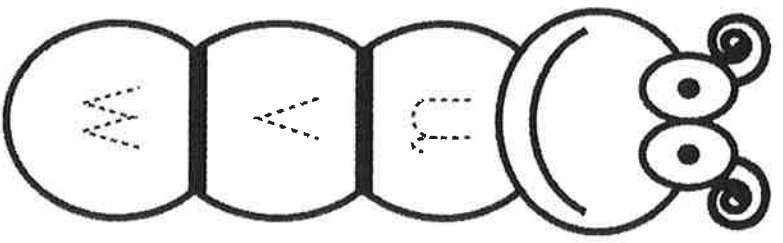
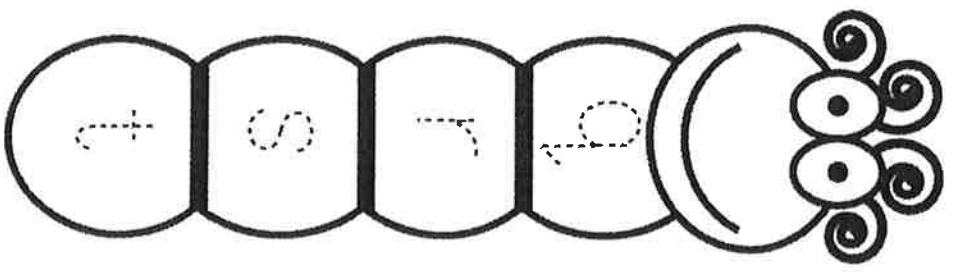
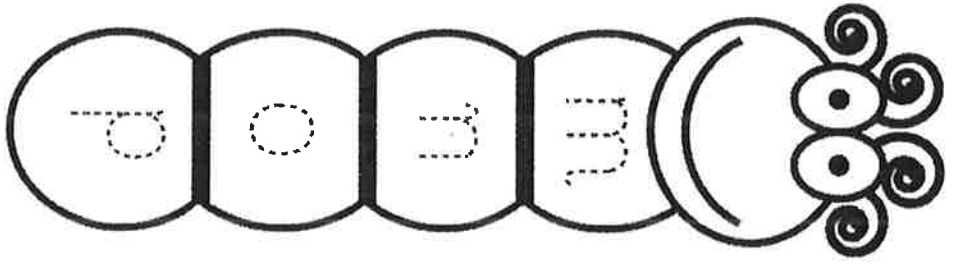
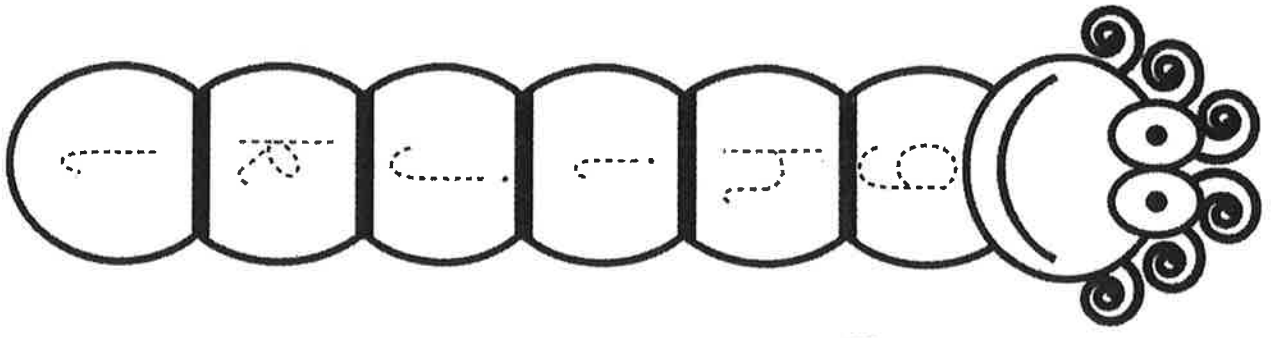
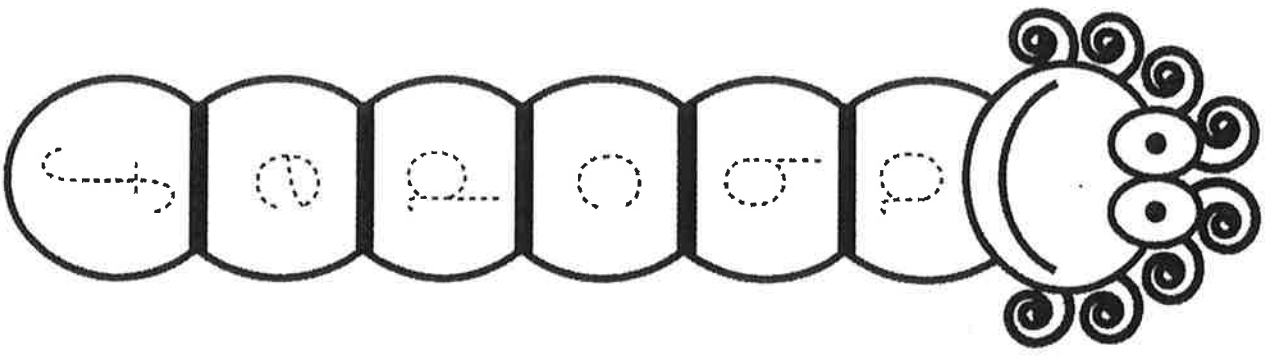
ABC MOUSE LOGIN

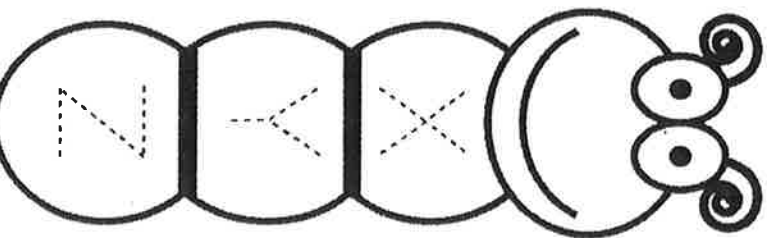
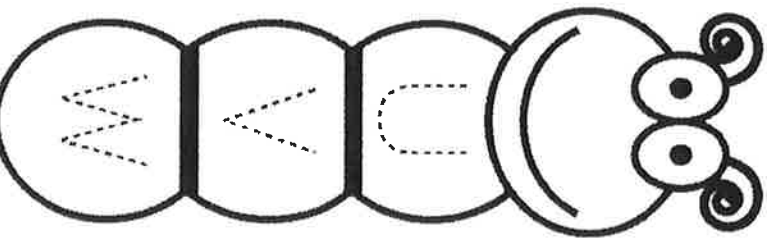
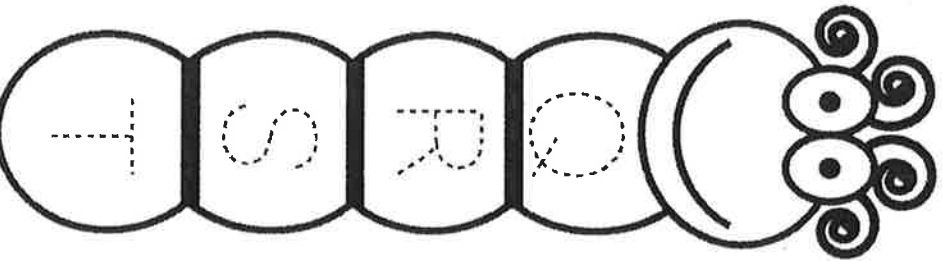
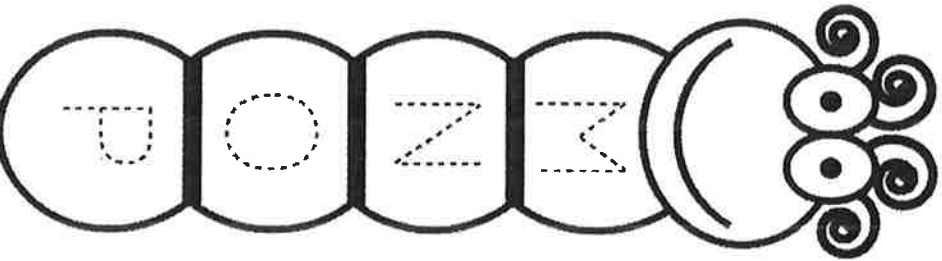
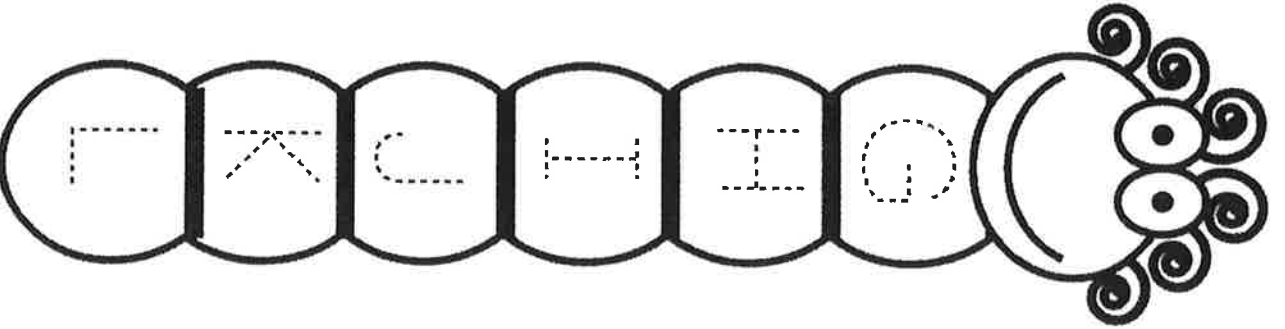
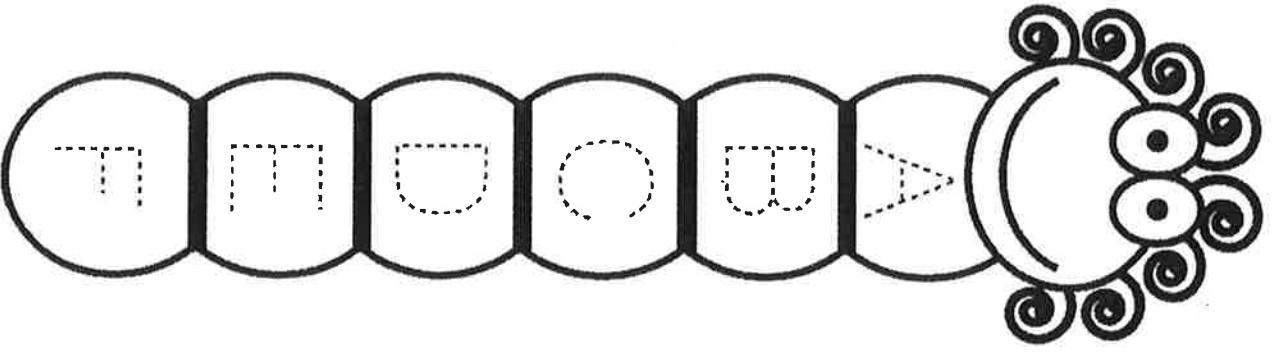
User/Email: ron@tlcsanangelo.com


Password: trinity1

o p o p e
d d o p e
h i j k l
m n
A M X S Z
o p o p e
d d o p e
h i j k l
m n
A M X S Z
o p o p e
d d o p e
h i j k l
m n
A M X S Z
o p o p e
d d o p e
h i j k l
m n
A M X S Z

A grid of 20 typewriter keys for tracing practice. The keys are arranged in four rows of five. The first row contains A, B, C, D, E. The second row contains F, G, H, I, J. The third row contains K, L, M, N, O. The fourth row contains P, Q, R, S, T. The fifth row contains U, V, W, X, Y, Z. Each key has a typewriter-style shape with a keycap and a stem with a spring mechanism.

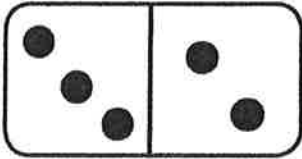




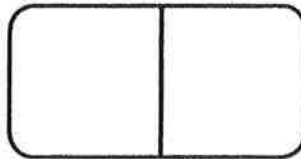


Domino Addition

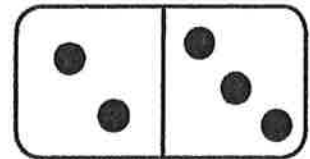
Help Spot add up the dots on the dominoes!




$$3 + 2 = 5$$



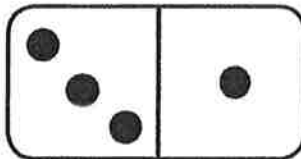
$$_ + _ = _$$




$$_ + _ = _$$



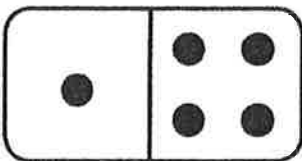
$$_ + _ = _$$




$$_ + _ = _$$



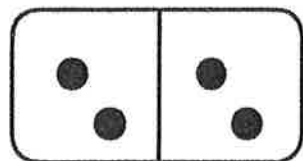
$$_ + _ = _$$



$$_ + _ = _$$



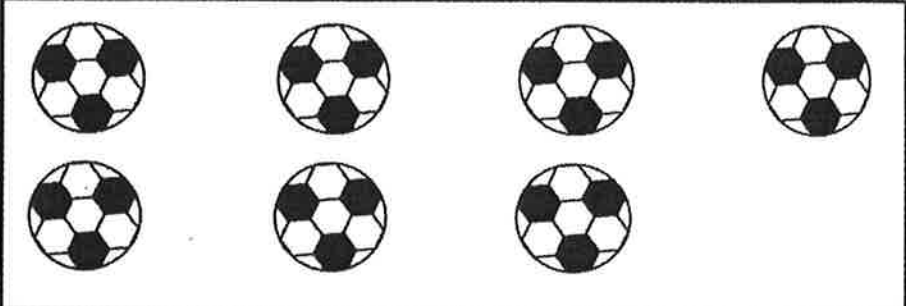
$$_ + _ = _$$




$$_ + _ = _$$

Draw a line from each number to the matching set of objects.

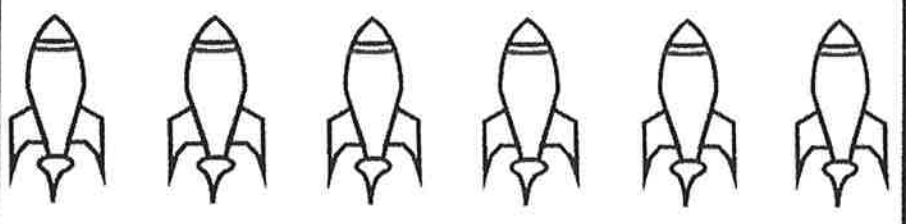
8




9



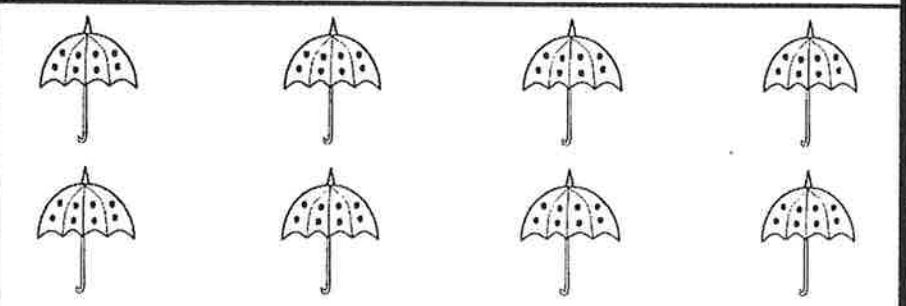
5





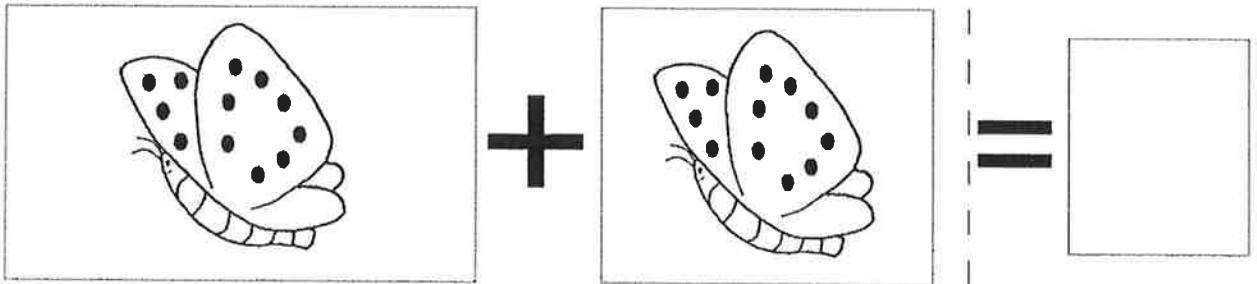

7







6









Count, add and write the correct number in the box.






Subtract



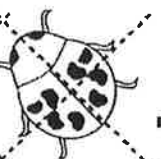

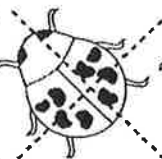




$$\begin{array}{r} 4 \\ -3 \\ \hline \end{array}$$








$$\begin{array}{r} 6 \\ -4 \\ \hline \end{array}$$



$$\begin{array}{r} 3 \\ -1 \\ \hline \end{array}$$





$$\begin{array}{r} 7 \\ -4 \\ \hline \end{array}$$



$$\begin{array}{r} 5 \\ -3 \\ \hline \end{array}$$

Spot the difference

Find 4 differences.



Spot the difference

Find 5 differences.

