

PK 4 Classroom Kid Bits

WEEK OF: April 13- April 17

[DAILY SCHEDULE IS ATTACHED](#)

The Letter: " X x "

(Worksheets are attached)

- make a list of "X" words.
- Tape the letter "x" outside & walk it.

Books we are Reading!

Easter Books

Spring Books

Religion:

Luke 24:1-12

"EASTER MORNING"

- Read the story from the Bible and talk about the resurrection.
- Jesus rose and is alive, we will have life in Heaven.
- Draw a picture of a cross.


SCIENCE:

Watch a video over Neptune. On a site of your choice. (Youtube, Brain Pop, or Blippie).

Have student tell you 3 facts about the planet. Draw a picture.

Craft/Extended Learning:

Use a Q-tip and glue to a paper to make a hand x-ray. See picture below.



MATH:

- Write numbers 1-20
- Count by 5's
- Count by 10s
- Use domino's and have them count and practice adding.


ABC MOUSE LOGIN

User/Email: ron@tlcsanangelo.com

Password: trinity1

ALL PK4 have an account setup already, you can continue their process.


When you login in, go to change user, there is a drop-down menu of a list of classrooms teachers. Find you child's teacher and their name should be listed.



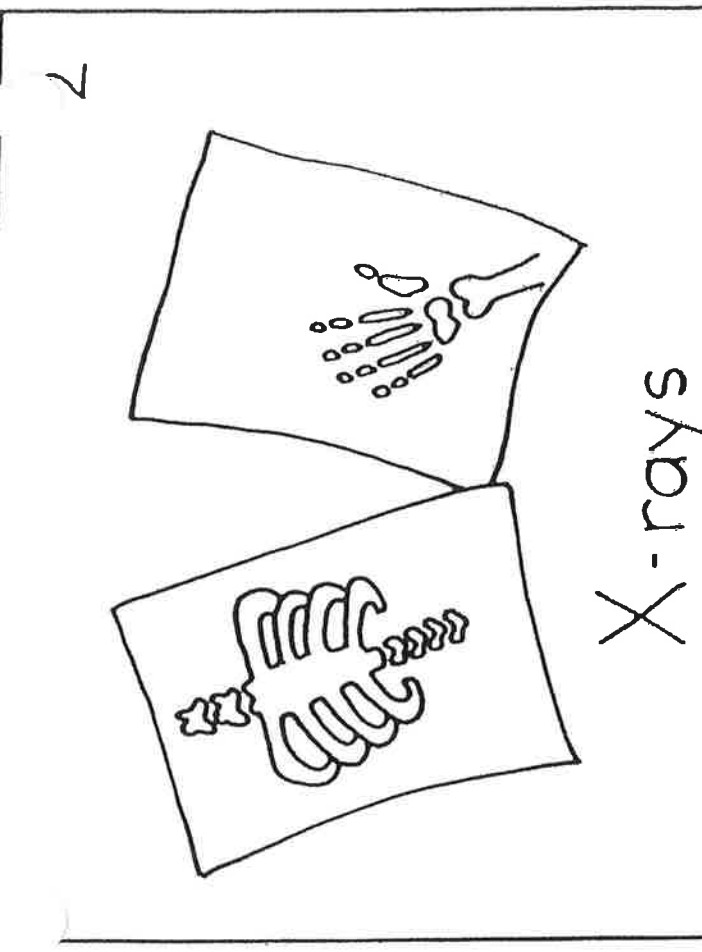
I am X-Ray X.

X-RAY X


1. Once upon a time there was a little creature named X-Ray X. He loved the look of X and had a house shaped just like it. Even his nose was in the shape of an X, and he had Xs all over his clothes.
2. X-Ray X was an expert at reading X-rays. He traveled all over the world studying them. He taught doctors and nurses to use them for helping people and animals.
3. One day while X-Ray X was walking down the hall of a building, he heard the shouting of many people. He stopped to see what was happening. X-Ray X liked to help people whenever he could.
4. He stepped into a room and found many confused men and women. They told X-Ray X that they were in charge of naming all the letters of the alphabet. They were all finished except for naming this letter: X. X-Ray X was very surprised to find the shape of his nose and his house to be at the bottom of such confusion.
5. He listened to them as they tried out the alphabet with different ideas for that letter. First they tried **gump**. "A B C D E F G H I J K L M N O P Q R S T U V W GUMP Y Z." They all shouted, "No, no! That doesn't sound right at all!" Then they tried **slosh**. "A B C D E F G H I J K L M N O P Q R S T U V W SLOSH Y Z." They shouted again, "No, no! That doesn't sound right either!"
6. X-Ray X told them about his name and asked them if they would like to try the X part for their letter. They tried it: "A B C D E F G H I J K L M N O P Q R S T U V W X Y Z." Excitedly they cried, "Wow, that's it! That is the sound we have been listening for!"
7. The people thanked X-Ray X for his letter name and his help. Everyone made Xs by putting their arms in that shape. X-Ray X said goodbye and went on his way.
8. X-Ray X could hear the people saying the completed alphabet again: "A B C D E F G H I J K L M N O P Q R S T U V W X Y Z." On the letter X, they all clapped with joy. Can you do that?




X-Ray X



X-rays



3



4


5

A B C D E F G H
I J K L M N O
P Q R S T U
V W ? Y Z


7

A B C D E F G H
I J K L M N O
P Q R S T U
V W X Y Z!

6




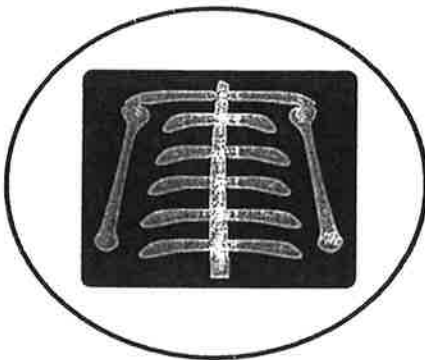
8



Name: _____ Date: _____

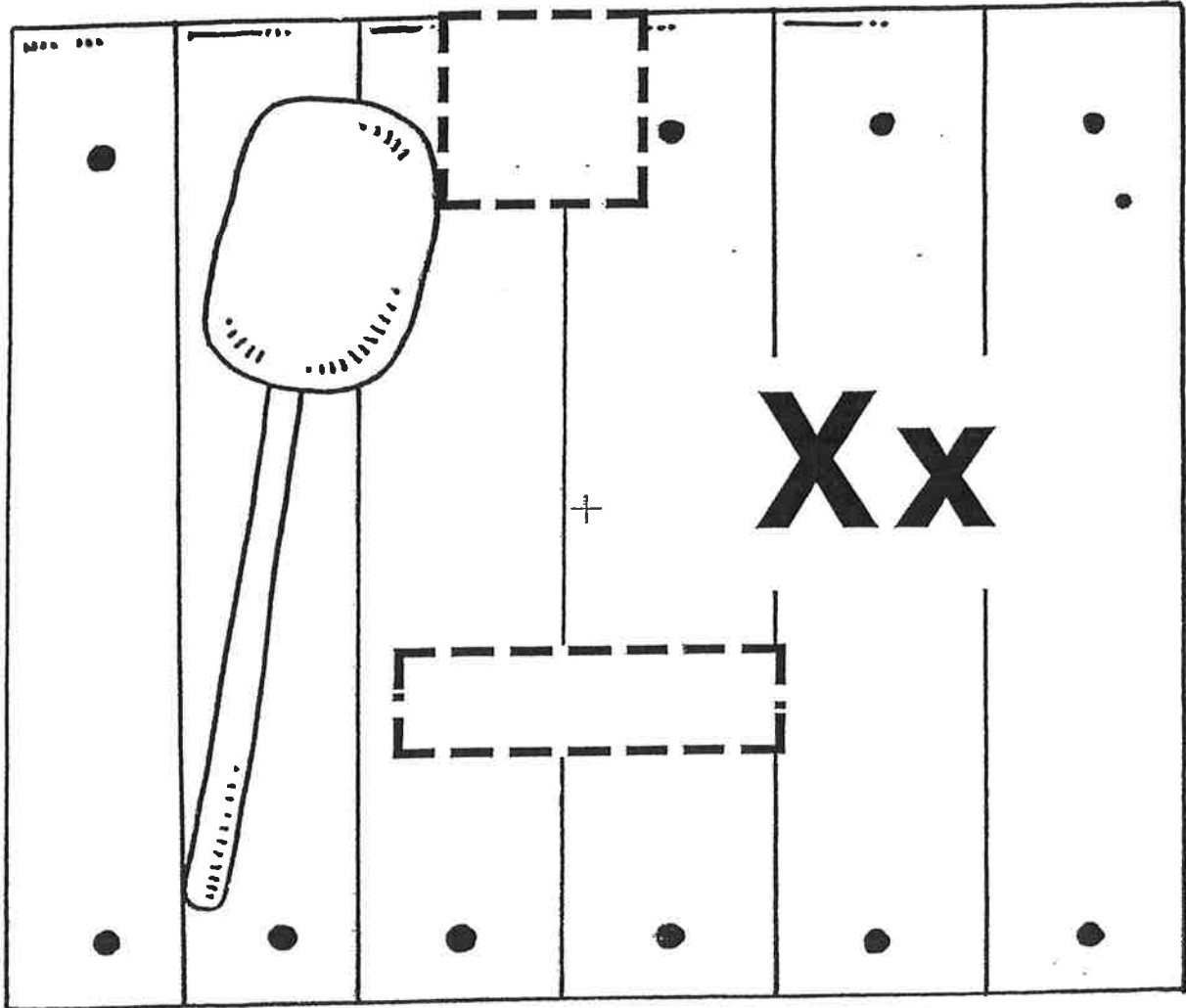
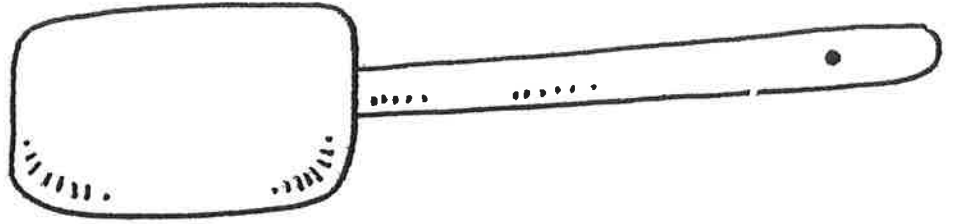
The Letter "X"

Circle the objects that begin with the letter X.



the
letter

X

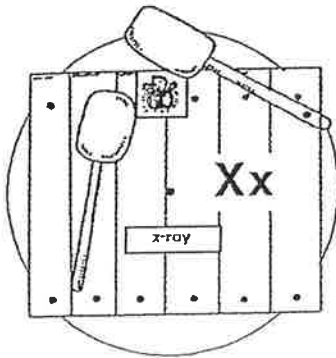




xylophone

+

x-ray



Assembled Wheel

Find the "X" Words

name _____

paste

paste

paste

paste

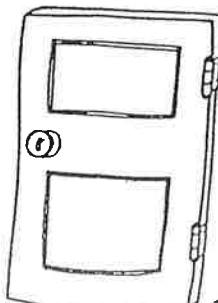

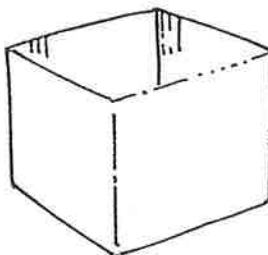
1.



2.



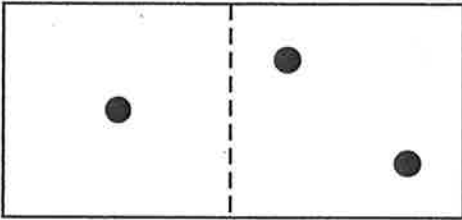
3.



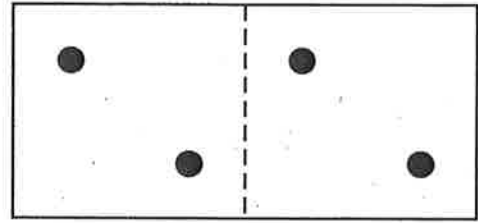
Name _____

How many dots are on each half?

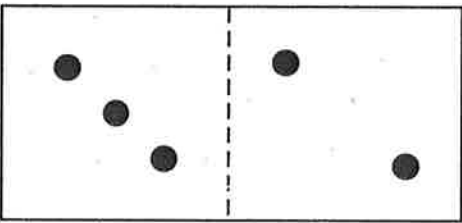
How many dots are on each domino?



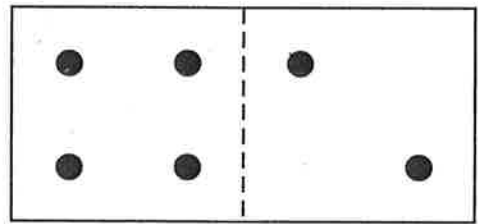
_____ + _____ = _____




_____ + _____ = _____




_____ + _____ = _____



_____ + _____ = _____



_____ + _____ = _____



_____ + _____ = _____

Color the domino that shows a double, red.